

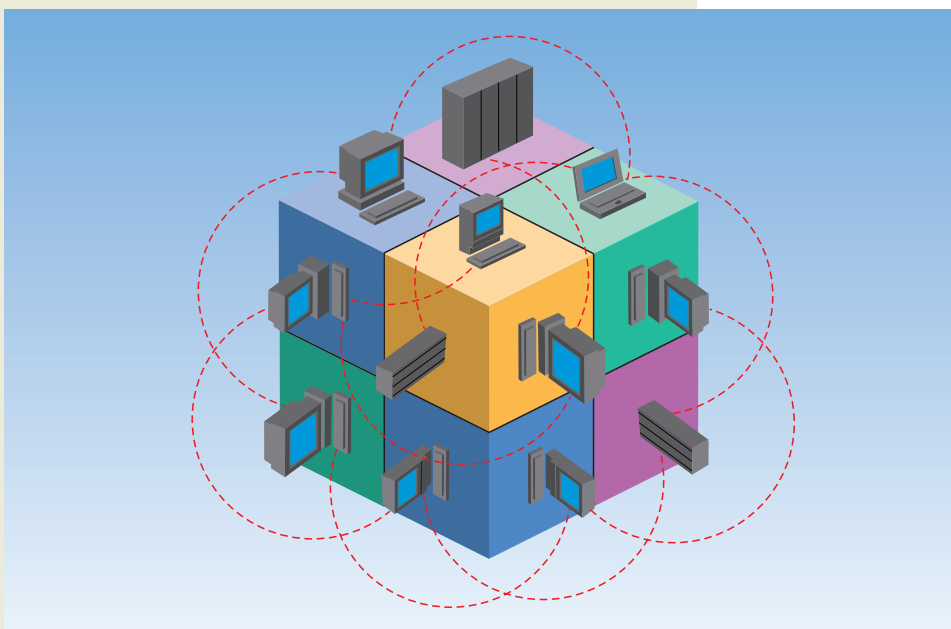
IBM System x and BladeCenter

Business Partner Guidebook

Your Road Map to
Success with IBM
System x and
BladeCenter



eBook



Edited by Jim Hoskins

Over
100,000 copies
downloaded!

IBM System x and BladeCenter Business Partner Guidebook

Titles of Interest

More IBM Titles of Interest

- [*IBM Information Infrastructure Business Partner Guidebook*](#)
- [*Exploring IBM SOA Technology & Practice*](#)
- [*Exploring IBM Accelerators for WebSphere Portal*](#)

Top Internet Business Titles

- [*101 Ways to Promote Your Web Site*](#)
- [*3G Marketing on the Internet*](#)
- [*Protect Your Great Ideas for Free!*](#)
- And many more...

For more information, visit us at maxpress.com
or email us at info@maxpress.com.

IBM System x and BladeCenter Business Partner Guidebook

Twentieth Edition

*Your Road Map to Success with IBM
System x and BladeCenter*

Edited by Jim Hoskins

(version 20.0e)



605 Silverthorn Road
Gulf Breeze, FL 32561
maxpress.com

Notices

Production Manager: Jacquie Wallace

Cover Designer: Lauren Smith

This publication is designed to provide accurate and authoritative information in regard to the subject matter covered. It is sold with the understanding that the publisher is not engaged in rendering professional services. If legal, accounting, medical, psychological, or any other expert assistance is required, the services of a competent professional person should be sought. ADAPTED FROM A DECLARATION OF PRINCIPLES OF A JOINT COMMITTEE OF THE AMERICAN BAR ASSOCIATION AND PUBLISHERS.

Copyright 2011 by Maximum Press.

All rights reserved. Published simultaneously in Canada.

Reproduction or translation of any part of this work beyond that permitted by Section 107 or 108 of the 1976 United States Copyright Act without the permission of the copyright owner is unlawful. Requests for permission or further information should be addressed to the Permissions Department, Maximum Press.

This report was sponsored by IBM. This report utilized information provided by IBM and other companies including publicly available data. This report represents Maximum Press's viewpoint and does not necessarily represent IBM's position on these issues.

Acknowledgments

Many people gave assistance in preparation of this guidebook. Some provided information concerning their product area of expertise. Others reviewed the manuscript and provided helpful comments. To all of those who assisted...THANK YOU!!

Disclaimer

The purchase of computer software or hardware is an important and costly business decision. While the author and publisher of this guidebook have made reasonable efforts to ensure the accuracy and timeliness of the information contained herein, the author and publisher assume no liability with respect to loss or damage caused or alleged to be caused by reliance on any information contained herein and disclaim any and all warranties, expressed or implied, as to the accuracy or reliability of said information.

This guidebook is not intended to replace the manufacturer's product documentation or personnel in determining the specifications and capabilities of the products mentioned in this guidebook. The manufacturer's product documentation should always be consulted, as the specifications and capabilities of computer hardware and software products are subject to frequent modification. The reader is solely responsible for the choice of computer hardware and software. All configurations and applications of computer hardware and software should be reviewed with the manufacturer's representatives prior to choosing or using any computer hardware and software.

Trademarks

The words contained in this text which are believed to be trademarked, service marked, or otherwise to hold proprietary rights have been designated as such by use of initial capitalization. No attempt has been made to designate as trademarked or service marked any words or terms in which proprietary rights might exist. Inclusion, exclusion, or definition of a word or term is not intended to affect, or to express judgment upon, the validity or legal status of any proprietary right which may be claimed for a specific word or term.

Table of Contents

What's New in This Edition?	13
Your 10-Step Quick Start	14
1. Check for Updated Editions of This eBook	14
2. Apply for Your IBM PartnerWorld Membership	14
3. Plug in to IBM Business Partner News	15
4. Enroll in the Systems Connect eXpert Program	15
5. Review the System x Express Portfolio	16
6. Understand the Express Seller Program	16
7. Learn to Quickly Find IBM Product Information	16
8. Learn to Find Competitive Information	17
9. Try Out “Know Your IBM”	17
10. Make Your Training and Certification Plan	18
Introduction	19
About This Guidebook	19
Products May Vary from Country to Country	19
How to Use This MaxFacts™ Interactive Guidebook	19
Distribution Rights and the Honor System	21
Reader Feedback	22
Chapter 1:	
Welcome to the Team	23

Why Team with IBM?	23
Innovation That Matters	23
A Smarter Planet	24
Dynamic Infrastructure	25
Why IBM System x and BladeCenter?	27

Realize Innovation	27
IBM eX5 Servers.....	28
IBM System x Rack Servers	29
IBM BladeCenter Blade Servers.....	29
IBM System x iDataPlex Servers.....	29
Reduce Costs	30
Improve Service.....	31
Manage Risk.....	31
IBM System x Rack and Tower Server Basics	32
IBM BladeCenter Server Basics	33
Virtualizing on System x and BladeCenter	34
Save with IBM Energy Efficiency	35
Systems Management Made Easy	35
What Are IBM Express Offerings?	36

Chapter 2: General System x and BladeCenter Resources 37

The IBM PartnerWorld Web Site	37
System x Specialty/Solution Specialty Advisor	38
IBM System x and BladeCenter Education	39
IBM Systems College.....	39
Systems Connect eXpert Education Offering	40
IBM Professional Certifications	41
Other Education Listed on PartnerWorld.....	42
Know Your IBM (KYI).....	43
Social Media Resources for IBM Business Partners	43
Performance Benchmarks	44
Success Stories, References, Case Studies.....	44
Sources for Competitive Marketing Information	45
Playbook/Sales Kits for System x and BladeCenter	45
Web Content Syndication (for Your Web site)	46
Pre Sales Information at Your Fingertips (PSAT).....	46

Configurator Tools for Specifying Servers	47
Attaching Accessories and Upgrades to Your Proposals .	47
Attaching Operating Systems to Your Proposals	47
Attaching Storage to Your Proposals.....	48
Attaching Services to Your Proposal	50
System x Turnkey Solutions.....	51
Integrated Virtualization with VMware ESXi	51
SAP Solutions for Small and Mid-size Businesses	52
IBM Global Financing.....	54
Technical Support for Business Partners.....	54

Chapter 3: System x Product Quick Reference 56

Tower Servers	56
x3200 M3.....	56
x3400 M3.....	59
x3500 M3.....	61
Rack-Mount Servers	63
x3250 M3.....	63
x3550 M3.....	65
x3620 M3.....	67
x3630 M3.....	70
x3650 M3.....	72
Enterprise Servers.....	74
x3690 X5.....	74
x3755 M3	78
x3850 X5/x3950 X5	79
iDataPlex/Cluster Servers	81
iDataPlex.....	81
<i>iDataPlex dx360 M3</i>	<i>82</i>
Intelligent Cluster.....	84

Chapter 4: BladeCenter Product Quick Reference 87

What Is a BladeCenter Blade Server?	87
Chassis	90
BladeCenter S Chassis	90
BladeCenter E Chassis	92
BladeCenter H Chassis	94
BladeCenter T Chassis	96
BladeCenter HT Chassis	98
Blade Servers	101
x86 Blades	101
HS12	101
HS22	103
HS22V.....	105
HX5	107
POWER Blades	110
PS700, PS701, and PS702 Express	110
PS703 and PS704 Express.....	114
JS12 Express	118
Cell/B.E. Blades.....	120
QS22	121
BladeCenter Open Fabric (I/O).....	123
BladeCenter Open Fabric Manager	123
Virtual Fabric.....	125
BNT Virtual Fabric 10 Gb Switch Module	126
QLogic Virtual Fabric Extension Module	127
Emulex 10 GbE Virtual Fabric Adapter II/Advanced II	127
Emulex 10 GbE Virtual Fabric Adapter/Advanced.....	128
Brocade Converged 10 GbE Switch Module	129
Broadcom 2-port 10 Gb Virtual Fabric Adapter	129
Ethernet Switch Modules	130
10 Gb Ethernet Pass-Thru Module	130
BNT Layer 2/3 Copper and Fiber Gigabit Ethernet Switch Module	131

<i>BNT Layer 2-7 Gigabit Ethernet Switch Module</i>	132
<i>Cisco Catalyst Switch Module 3012</i>	133
<i>Cisco Catalyst Switch Modules 3110G and 3110X</i>	134
<i>Intelligent Copper Pass-Thru Module</i>	136
<i>BNT 1/10 Gb Uplink Ethernet Switch Module</i>	137
<i>Server Connectivity Module for IBM BladeCenter</i>	138
<i>Cisco Nexus 4001I Switch Module for IBM BladeCenter</i>	139
Fibre Channel Switch Modules	140
<i>Cisco 4 Gb 10- and 20-port Fibre Channel</i>	140
<i>Brocade 10- and 20-port 8 Gbps SAN Switch Modules</i>	141
<i>QLogic Intelligent 8 Gb Pass-Thru Fibre Channel Module</i>	143
<i>QLogic 20-port 8 Gb SAN Switch Module</i>	143
InfiniBand Switch Modules	144
<i>Voltaire 40 Gb InfiniBand Switch Module</i>	144
SAS I/O	145
<i>BladeCenter S SAS RAID Controller Module</i>	145
<i>SAS Connectivity Module</i>	146

Chapter 5: System Networking **148**

System Networking Basics	148
System Networking Product Quick Reference	152
IBM BNT Switches	152
<i>VMready</i>	153
Rack Switches	153
<i>IBM BNT RackSwitch G8000</i>	154
<i>IBM BNT RackSwitch G8052</i>	155
<i>IBM BNT RackSwitch G8124</i>	156
<i>IBM BNT RackSwitch G8264</i>	158
b-Type Ethernet Switches and Routers	159
<i>g-series Ethernet Switches</i>	160
<i>c-series Ethernet Switches</i>	162
<i>y-series Ethernet Switches</i>	164
<i>x-Series Ethernet Switch B24X</i>	165
<i>Converged Switch B32</i>	167

<i>s-series Ethernet Switches B08S and B16S</i>	169
<i>r-series Ethernet Switches</i>	171
<i>m-series Ethernet/IP Routers</i>	173
j-type Ethernet Switches and Routers	175
<i>Juniper Networks EX2200 Ethernet Switch</i>	176
<i>Ethernet Switch J08E and J16E</i>	177
<i>Ethernet Switch J48E</i>	179
<i>Ethernet Router J02M, J06M, and J11M</i>	181
<i>Ethernet Appliance J34S and J36S</i>	183
<i>Ethernet Appliance J56S and J58S</i>	184
Cisco Nexus Ethernet Switches	186
<i>Cisco Nexus 5000</i>	186

About the Editor	189
-------------------------------	------------

What's New in This Edition?

This edition of the guidebook has been updated to include IBM System x and BladeCenter products announced through July 2011.

Here are some of the offerings that have been introduced or enhanced since the last edition:

- [x3250 M3 enhancements](#)
- [x3550 M3 enhancements](#)
- [x3650 M3 enhancements](#)
- [dx360 enhancements](#)
- [New "System Networking" chapter](#)



Your 10-Step Quick Start

Take these ten steps to “hit the ground running” if you are a new IBM Business Partner.

1. Check for Updated Editions of This eBook

This guidebook has the ability to check for more current editions which are released periodically. Simply click on the “More on the Web” link provided here (or the link on the cover) and this guidebook will automatically check to see if you have the most current edition. If you don’t, you will be able to download the latest edition immediately.

MORE ON THE WEB

- [Check for updated editions of this guidebook](#)

2. Apply for Your IBM PartnerWorld Membership

The IBM PartnerWorld Web site is your source for information for all things related to being an IBM Business Partner (e.g., Business Partner relationships, guidelines, support, product info, etc.). You will need a user

MORE ON THE WEB

- [Explore PartnerWorld](#)
- [PartnerWorld contact phone numbers by country](#)
- [Get your PartnerWorld user ID](#)





ID and a password to gain access to some areas of the site. If you have any questions, call PartnerWorld for help (follow the link in the “More on the Web” box to get the right phone number for your country).

3. Plug in to IBM Business Partner News

Staying informed is one key to success. IBM has a special page on PartnerWorld that helps you do just that. Here you will find new product announcements, letters to Business Partners, customer success stories, and more, hand-picked for business partners.

MORE ON THE WEB

- [Get news for IBM Business Partners](#)

4. Enroll in the Systems Connect eXpert Program

Enroll in Systems Connect eXpert to easily locate online education and get the guidance you need to prepare for the System x and BladeCenter certification exams. The eXpert program also offers training on strategic topics that are not part of a specific certification track but are critical to help drive your business forward.

Get started by enrolling in four easy steps. Select your education roadmap of choice—sales or technical. Then start progressing through the education.

MORE ON THE WEB

- [Systems Connect eXpert](#)



5. Review the System x Express Portfolio

The IBM midmarket portfolio is a set of IBM products and services (e.g., servers, storage, services, etc.) specially configured and priced for the small and midsize business environment. Most System x and BladeCenter products are now offered as Express models, which offer more aggressive pricing, faster availability, and ease of installation. Become familiar with IBM's midmarket portfolio of offerings and you will have solutions for your customers that you can deploy quickly and grow as needed.

MORE ON THE WEB

- [IBM Express Advantage](#)

6. Understand the Express Seller Program

Express Seller is designed to help IBM Business Partners accelerate sales of select IBM products and services to small and midsize businesses. These offerings are supported by IBM investments in incentive programs, education, and demand generation support to help you generate leads.

MORE ON THE WEB

- [Express Seller Toolkit](#)

7. Learn to Quickly Find IBM Product Information

IBM maintains a search page that allows you to quickly find detailed product information from IBM announcement letters (one of these is released for every product IBM announces), the IBM Sales Manual (a comprehensive collection of de-



tailed info on all IBM products), and much more. Give it a try so you will know how to find what you need when you need it.

MORE ON THE WEB

- [Find detailed IBM product information quickly](#)

8. Learn to Find Competitive Information

IBM consistently updates information about the competitors you will encounter and their products. Explore this valuable tool so you will be ready when you need it. You will need your user ID and password.

MORE ON THE WEB

- [Find competitive info](#)

9. Try Out “Know Your IBM”

IBM offers eligible Business Partners some “quick-learn training modules” under the name “Know Your IBM (KYI),” which can help you learn what you need to know about IBM offerings. You can earn points by completing these modules and redeem the points for merchandise at participating retailers. You can earn additional points for reporting sales through KYI.

MORE ON THE WEB

- [“Know Your IBM” training modules](#)

KYI is more general training that will give you a “high-level” view of IBM offerings. The road maps provided by IBM will guide you to more detailed training opportunities.



10. Make Your Training and Certification Plan

Knowledge is power. IBM offers many opportunities to learn and to demonstrate your knowledge through certification. Now is a good time to make your plans.

MORE ON THE WEB

- [Explore training and certification opportunities](#)

Introduction

About This Guidebook

This MaxFacts™ interactive guidebook brings together—all in one place—the resources you need to be successful as an IBM System x Business Partner. It contains information gathered and adapted with permission from multiple IBM and non-IBM sources. Also, there are embedded links to more-detailed information and news available on the Internet, so you always have the most current information at your fingertips. We are confident you will find this a useful reference tool.

As we are always working to better help you succeed, please forward any comments on or suggested improvements to this guidebook to info@maxpress.com.

Products May Vary from Country to Country

Keep in mind that the specific products and services offered by IBM sometimes vary from country to country. As such, you will need to get into the details of your own country's offerings by following the "More on the Web" links provided throughout this guidebook with your country selected in the upper area of the screen.

How to Use This MaxFacts™ Interactive Guidebook

This guidebook has been specially designed to be read on your computer screen using the free Adobe Acrobat Reader





software or a supporting Web browser. Alternately, you can print this guidebook on almost any printer and read the material anywhere.

Reading on a computer screen at your desk isn't as cozy as reading a printed page while lying on a towel at the beach. If you give it a fair chance, however, you will find that navigating the bookmarks along the left side of the screen provides an effective way to get to the information you need—quickly. Further, the instant access to expanded information provided by the many embedded Web links, along with the “search” function, also makes using this guidebook “on screen” worthwhile. We recommend that you copy this PDF file to your desktop so it will always be only “one click away.” If you still want a hard copy, you can print it out on almost any printer.

Links provided throughout this guidebook (anywhere you see a “More on the Web” box or embedded within some figures) will lead you to additional information related to the topic at hand resident on the Web. In this way, this guidebook is a “three-dimensional guide” providing you with information about the topics at the level of detail you choose. To follow a link, simply click on it and a Web browser window will appear on your screen with the requested information. If the link brings you to a password-protected area (e.g., on the IBM PartnerWorld or COMP Web sites), you will be prompted to enter your IBM-issued user ID and password before you are presented with information.

When you are finished exploring, just close or minimize the Web browser window and you will arrive back at the guidebook. You are encouraged to explore all links that interest you



to get the most out of this guidebook. You must have an active connection to the Internet to use the embedded links.

To navigate around within this guidebook, you can:

- Step forward or backward a page at a time using the standard Acrobat Reader navigation toolbar shown along the bottom of your screen
- Click on the “Bookmark” links shown on the left side of your screen to go directly to that part of the guidebook
- Click on the “Table of Contents” section and click on the links to go directly to that part of the guidebook
- Search for keywords in the document using the Acrobat Reader “Find” function (found on the toolbar).

Distribution Rights and the Honor System

IBM has been licensed to distribute this MaxFacts interactive guidebook in unaltered form exclusively to current and prospective IBM Business Partners worldwide and to the IBM management and staff who directly support them. IBM Business Partners can also distribute this guidebook to any other IBM Business Partners worldwide. Distribution by anyone else to any others is prohibited by U.S. and international copyright law.

To make this guidebook as accessible and easy to use as possible, we have chosen not to implement digital rights functions that prevent unauthorized copying or distribution. Because of this decision, you need not be inconvenienced by



passwords, user-authentication schemes, copying restrictions, Adobe Reader versions, and other limitations.

In return, we ask that you abide by the above distribution restrictions. Please refer anyone else who would like a single copy or full redistribution rights, or adapted versions for other needs, to maxpress.com or info@maxpress.com. Thank you for your cooperation.

Reader Feedback

We welcome your feedback on any aspect of this guidebook, so please email your comments or suggestions to info@maxpress.com.

To see our full line of IBM titles, we invite you to visit our Web site, maxpress.com. From all of us at Maximum Press, thank you for your interest.

MORE ON THE WEB

- [Maximum Press Web site](#)

1

Welcome to the Team

In this chapter, we cover some basics about working with IBM.

Why Team with IBM?

If you are seeking to truly differentiate yourself in the marketplace by extending your market reach with more profitable end-to-end solution offerings, IBM is uniquely positioned to help you make this happen. IBM provides you with an integrated portfolio of tower, rack-mount, and blade hardware offerings and channel programs that when coupled with our software, options, services, and storage expertise creates a channel partner that can take your business wherever you want it to go.

Innovation That Matters

By providing innovative technology that delivers flexibility and high performance, easy to administer programs, and flexible financing options, IBM has an unmatched understanding and appreciation of channel importance that translates into success and prosperity for our partners.

It is an exciting time to be involved with information technology. The worlds of business and computer systems are





blending in ways that will result in productivity breakthroughs greater than the sum of their parts. Teaming with IBM will allow you to provide the insight, solutions, and innovation that matter to help your customers succeed.

MORE ON THE WEB

- [About IBM's patent portfolio](#)

A Smarter Planet

The Smarter Planet leadership agenda was born out of a need for change coupled with the unique opportunities now emerging for leaders of businesses and institutions worldwide. We find ourselves at this moment because the crisis in our financial markets jolted us awake. We are seriously focused now on the nature and dangers of highly complex global systems. And this isn't our first such jolt. Indeed, the first decade of the 21st century has been a series of wake-up calls with a single theme: the reality of global integration. The world is increasingly becoming instrumented, interconnected, and intelligent.

The problems of global climate change and energy, global supply chains for food and medicine, new security concerns ranging from identity theft to terrorism—all issues of a hyper-connected world—have surfaced since the start of this decade. The world continues to get “smaller” and “flatter.” But we see now that being connected isn't enough.

MORE ON THE WEB

- [IBM CEO Sam Palmisano on A Smarter Planet](#)
- [A Smarter Planet info on IBM.com](#)



Fortunately, something else is happening that holds new potential: the planet is becoming smarter.

That is, intelligence is being infused into the way the world literally works—into the systems, processes, and infrastructure that:

- Enable physical goods to be developed, manufactured, bought, and sold
- Allow services to be delivered
- Facilitate the movement of everything from money and oil to water and electrons
- Help billions of people work and live.

One key element of the Smarter Planet agenda is the notion of a dynamic infrastructure that can adapt to meet changing needs. In fact, the dynamic infrastructure strategy will help guide the development and deployment of IBM hardware, software, and services. Let's take a closer look at dynamic infrastructure and the vital role IBM System x and BladeCenter play.

Dynamic Infrastructure

A key element of IBM's smarter planet initiative is known as the dynamic infrastructure highlighted in [Figure 1.1](#). This is IBM's strategy to help IBM clients create an IT infrastructure that is designed for today's instrumented, interconnected, and intelligent world, transforming physical and digital assets into higher-valued services. A dynamic infrastructure helps



IBM clients transform their current business and IT infrastructure to address their top three imperatives (improve service, reduce cost, manage risk) through a structured approach. A dynamic infrastructure is highly optimized to achieve greater results and deliver superior business and IT services with agility and speed. IBM System x and BladeCenter products and services help implement the information infrastructure element of a dynamic infrastructure.

For example, IBM and VMware can help clients implement a dynamic infrastructure with hardware and software designed for virtualization. As the first authorized reseller of VMware products, IBM offers the broadest portfolio of industry-standard System x and BladeCenter servers that can help clients lower IT costs with unparalleled performance, extraor-



Figure 1.1. IBM's dynamic infrastructure strategy helps IBM clients transform their current business and IT infrastructures to address their top three imperatives: improve service, reduce costs, and manage risk.



dinary energy efficiency, and rock-solid reliability. Whether clients need a virtual desktop solution or an enterprise-class server optimized for virtualization workloads, IBM System x and BladeCenter provide the innovative technology and exceptional services and support needed to build a dynamic infrastructure and make for a smarter planet.

Why IBM System x and BladeCenter?

IBM relies on deep business experience, renowned research capabilities, world-class technology, and cutting-edge innovation to help businesses move forward. Here are some key points about how IBM System x and BladeCenter deliver this value.

Realize Innovation

Combining open, industry standards with our deep business experience and renowned research capabilities, System x and BladeCenter servers include innovative technology that boosts performance, adds flexibility, and makes IT easier and more reliable; proactive tools that help clients manage complexity and support growth of clients' businesses and data centers; and capabilities that help business become more efficient so clients can go green and start saving. The ultimate goal is to help clients realize innovation in their own business. Imagine enterprise servers, blade servers, rack servers, and solutions that are open, easy, and green with innovation that can help set your clients apart from their competition.



IBM eX5 Servers

Over the years, IBM has continued to evolve the scope of Enterprise X-Architecture technology to support the demanding, enterprise-class workloads that clients increasingly deploy on x86 systems. Today, IBM continues its tradition of x86 leadership with unique capabilities for breaking through IT bottlenecks with balanced systems design—focusing on three major engineering goals:

- Unleashing memory
- Delivering unmatched I/O performance
- Providing flexible systems for affordable scalability and simplified deployment.

IBM System x enterprise servers are designed to maximize memory, minimize cost, and simplify deployment. eX5 is the broadest portfolio of systems optimized for clients' most demanding workloads. eX5 systems are the ideal platform for today's business-critical applications—like database processing, customer relationship management, and enterprise resource planning—and highly consolidated, virtual server environments. With multiple workloads running on the same server, performance remains important; but reliability and availability become more critical than ever. IBM System x enterprise servers are built with eX5 innovations, which include the MAX5 memory expansion and other advanced capabilities that give you higher throughput, exceptional reliability, and the ideal platform for virtualization, database, and enterprise workloads.



IBM System x Rack Servers

The philosophy regarding IBM System x rack-mount servers is “innovation comes standard.” IBM delivers next-generation technology today that the competition can’t match. Some server vendors view uni- and two-socket servers as commodities, using off-the-shelf components to produce cookie-cutter servers with no added value. IBM X-Architecture system design, on the other hand, begins with standard parts and adds innovation to create something more practical: outstanding dual- and quad-core performance, high availability, scalability, power efficiency, and proactive manageability.

IBM BladeCenter Blade Servers

By integrating servers, storage, and networking, IBM BladeCenter is helping companies in every industry sweep complexity aside. The blades contain all the necessities to run an application—processors, memory, I/O, and storage. The chassis contains shared redundant power, shared hot-swap cooling, DVD, integrated Ethernet, storage, switching, and consolidated powerful management. Its innovative, open design offers a true alternative to today’s sprawling racks and overheated server rooms. So toss your cables. You have nothing to lose but complexity.

IBM System x iDataPlex Servers

Designed for massive scale-out data centers or high-performance computing applications, IBM System x iDataPlex intro-



duces a new category that is designed to help your business use less space by doubling the number of servers you can run in a single rack while using less power and air conditioning. iDataPlex uses up to 40 percent less energy while increasing data center computing power by FIVE times. Reduce your energy costs even further with an optional liquid-cooled IBM Rear Door Heat eXchanger for iDataPlex, which allows the solution to run at “room temperature.” iDataplex provides customers a single point of support for an integrated and energy-efficient solution to easily roll out in their data center. Customer case studies show savings of up to 40 percent on energy costs and four times the processing power compared to the solution replaced by iDataPlex.

Reduce Costs

In today’s financial climate, reducing costs is the top priority for CIOs, not just to drive down costs overall, but to use the dollars better. This requires not just incremental improvements in savings or cost reductions, but dramatic improvements in total cost of ownership as well. These improvements are brought about by leveraging energy efficiency, virtualization, and consolidation with optimized systems and networks across all resources in the data center, alternative service delivery models, and standardization. With IBM System x and BladeCenter, organizations can help simplify the management of the IT infrastructure, improve utilization, and reduce costs.

IBM System x and BladeCenter can significantly reduce operating costs without compromising reliability and performance.



Improve Service

A smarter planet is characterized by increasingly savvy customers and a proliferation of agile competitors. To succeed and win in today's fast-paced business landscape, organizations must transform their service delivery models to achieve superior, differentiated delivery of goods and services. Smarter service delivery requires comprehensive visibility into the full breadth of business and IT assets that support services, effective control over those assets and the business processes they enable, as well as extensive automation of those processes so that services can be delivered more reliably and economically. Combining open industry standards with deep business experience and renowned research capabilities, the IBM X-Architecture blueprint equips System x and BladeCenter servers with innovative technology that makes IT easier and more reliable. IBM servers come standard with proactive tools that help customers manage complexity and support growth of their business and data center. Add innovation and you have best-of-breed System x and BladeCenter systems built to industry standards that support leading third-party technology and operating systems for your customers' diverse computing workloads.

IBM System x and BladeCenter help improve the service of IT in both the enterprise and mid-market.

Manage Risk

Enterprises of all sizes and industries are seeing that global expansion, emerging technologies, and the rising volume



and sophistication of new threats have increased the need for improved security and resiliency measures. By enhancing security and resiliency, IT becomes more responsive and better prepared to meet the needs of a business. Some of these critical areas include infrastructure security and resiliency, information and data protection, and regulatory compliance. Proactive, secure integrated tools provided by System x and BladeCenter—for tracking and deploying assets, optimizing performance, and even enabling remote maintenance—provide a single, consistent interface so customers can more securely manage their IT. An intelligent system design that includes multiple layers of redundancy and memory protection, combined with advanced availability tools, provides the kind of critical resiliency customers need. The ultimate goal is to help customers realize innovation in their business. Imagine enterprise servers, blade servers, rack servers, and solutions that include risk-mitigation innovations that help set them apart from the competition.

IBM System x and BladeCenter provide the ability to manage present and future risks in challenging economic conditions.

IBM System x Rack and Tower Server Basics

Your clients are facing rising power and cooling costs, their IT infrastructure lacks reliability and flexibility, their IT is inadequate for current business needs, and their data center administration is complex and expensive. IBM System x helps clients address these challenges and take back control by simplifying systems for industry-standard computing environ-



ments. System x servers provide innovative technology features focused on high performance, quality, and ease of use. With outstanding value, System x servers showcase the best of IBM engineering.

IBM BladeCenter Server Basics

You need to make IT decisions that will drive business success. You face management challenges and technological complexity such as space constraints, power and cooling limitations, heterogeneous environments, and I/O connectivity issues.

To meet your broad and diverse needs, you want your IT infrastructure to be flexible and modular. IBM BladeCenter offers a comprehensive portfolio of compatible chassis, blades, and switches that are easily managed from a common point. The IBM BladeCenter S is designed with everything a small office with limited IT skills needs.

You need enterprise-class reliability to keep your business up and running. IBM BladeCenter is designed with extensive redundancy to reduce failures. Add tools that can help you quickly diagnosis a problem such as IBM Predictive Failure Analysis and light path diagnostics to help preserve application uptime.

MORE ON THE WEB

- [Blade Open Specification](#)
- [Article on racks vs. blades in NetworkWorld Magazine](#)



"In the world of data-center computing, there's a lot of contention over whether deploying rackable servers is better than deploying blade servers to host consolidated or virtualized applications. Because IBM has been a top performer in recent server tests, for this hands-on exploration of blades vs. rackable servers, we tested IBM's state of the art in both categories. . . ."

—*NetworkWorld Magazine*

Virtualizing on System x and BladeCenter

Utilization and efficiency can be increased by consolidating and virtualizing server workloads and applications. Your customers can simplify virtual-server deployments—especially when application requirements are growing or unpredictable—using System x enterprise servers with extra processor, memory, and I/O capacity that the competition can't match. If power consumption is your primary concern, consolidate onto BladeCenter servers and virtualize applications to better utilize resources and amplify the already-significant advantages of BladeCenter efficiencies. Virtualizing with BladeCenter also allows customers to choose from a broad range of reliable networking and storage with BladeCenter Open Fabric. When it comes to business-critical applications, IBM System x and BladeCenter offer the performance, availability, and resiliency your customers need. If your need for virtual machines continues to grow in an accelerated number and the cost of power or hardware begins to add up, iDataPlex can also be a viable virtualization platform that will save the cost of hardware redundancy for virtualized applications that are parallel and non-mission-critical.



Save with IBM Energy Efficiency

The IBM X-Architecture platform equips System x and BladeCenter servers with technology to help your customers realize the innovation to become more efficient so they can go green and start saving. Innovations include Calibrated Vector Cooling design to maximize air flow, Active Energy Manager to control power usage, IBM Rear Door Heat exchanger which can remove 50,000 BTUs from a rack, and low-power memory, processors, and drives. And the iDataPlex 2U chassis design draws about one-third the typical fan power of a standard 1U server. All this engineering is designed to increase system reliability and availability while making the data center much more affordable to operate.

Systems Management Made Easy

Because of the enterprise-level technology standard in IBM System x and BladeCenter servers, customers sometimes worry how to bring these servers into their IT infrastructure in a seamless fashion. Enter Systems Director 6.2.1, the latest version of our advanced management software. IBM servers come with a comprehensive management software portfolio which allows the servers to be managed either locally or remotely. Systems Director 6.2.1 comes standard, is simple to start, offers comprehensive management of both the physical and virtual system, allows for an automated, fast deployment, provides a single interface for the entire data center, and seamlessly plugs into many existing enterprise management solutions such as Tivoli and other non-IBM solutions. Products like Systems Director VMControl help you



move beyond managing virtualization to using virtualization to better manage your IT infrastructure, and products like IBM Systems Director Network Control provide integration of server, storage, and network management for virtualization environments across multiple platforms. With additional tools like Active Energy Manager and BladeCenter Open Fabric Manager, System x and BladeCenter reduce the complexity of managing your data center.

What Are IBM Express Offerings?

While the needs of small and mid-size businesses (SMB) often are conceptually similar to the needs of larger enterprises, the scale typically is smaller. For this reason, IBM developed an “Express” portfolio of offerings that has been specially designed for the SMB business sector. The Express portfolio of offerings is composed of IBM software, servers, storage, printers, services, education, and financing. These offerings are developed with input from IBM’s small and mid-size customers and the IBM Business Partners that help service them. Express offerings retain the functions and features sought most by mid-size businesses and drop the more-complex functions needed by larger enterprises. Yet, they still provide a non-disruptive way to scale up as a growing business . . . well . . . grows.

IBM Express offerings must meet very specific requirements in terms of usability, scalability, size, and price. To make them easier to install and manage, default configurations suitable for most implementations are provided. IBM offers many System x and BladeCenter products through the IBM Express program.

2

General System x and BladeCenter Resources

This chapter provides you with some general information and valuable resources that will help you as you sell IBM products.

The IBM PartnerWorld Web Site

IBM maintains a Web site called PartnerWorld which has a great deal of information of use to all IBM Business Partners worldwide. On the site you will find the latest presentations and marketing materials (such as brochures, data sheets, and case studies) as well as competitive information, consultant reports, IBM white papers, education and events, tools, technical support, and much more.

Business Partners who invest the most in IBM receive higher-value benefits and resources. This investment is recognized through three PartnerWorld membership levels: Member, Advanced, and Premier. Qualification for these membership levels is based on the Business Partner's attainment according to a point system. Points are earned by acquiring skills, developing and selling solutions, driving IBM revenue, and achieving customer satisfaction.





In this guidebook, we have summarized and provided direct links to a great deal of PartnerWorld information of interest to System x and BladeCenter Business Partners. As such, this guidebook is your personal “guide” to the PartnerWorld Web site. Just the same, we encourage you to spend some time browsing the PartnerWorld site so you can get a feel for the full scope of resources available to you.

You will need your IBM-assigned user ID and password to access some areas of PartnerWorld. If you don't have your user ID and password, you can contact IBM PartnerWorld for help. (Follow the link provided in the “More on the Web” box.)

MORE ON THE WEB

- [IBM PartnerWorld Web site home page](#)
- [IBM PartnerWorld news and newsletters](#)
- [PartnerWorld membership levels](#)
- [Help with your user ID and password](#)

System x Specialty/Solution Specialty Advisor

The IBM PartnerWorld System x Specialty offers unique benefits to our business partners. The IBM PartnerWorld System x Specialty rewards a business partner for the investment in sales and technical skills and the market performance they achieve in System x technology and solutions. Certification, as an industry-recognized validation of skills, is a proven differentiator in the marketplace. Within the growing opportunity in the x86 market, this differentiation can help a business partner stand out from the competition.



The criteria for the System x Specialty is available immediately and business partners are encouraged to begin preparing to meet these criteria and apply now.

MORE ON THE WEB

- [System x Specialty info on PartnerWorld](#)
- [IBM Solution Specialty Advisor](#)

IBM has enhanced the Solution Specialty Advisor to help you track your progress with System x Specialty. This Web-based application will offer you guidance on the processes needed to become a System x Specialty partner.

Solution Specialty Advisor helps you:

- See why you should participate in the System x Specialty via a Flash file
- Understand the steps to becoming a System x Specialty Business Partner
- See where your firm stands in meeting the certification requirements through the Partner Profiling System (PPS).

IBM System x and BladeCenter Education

As with almost any endeavor, time spent educating yourself and your team on appropriate topics such as selling techniques and System x product offerings will help you succeed. In this section, we discuss options for you to obtain the System x-related education you need.

IBM Systems College

The IBM Systems College is your one-stop education resource for all STG brands including System z, Power, Storage, Sys-



tem x, BladeCenter, and Retail Store Solutions. Find the most current education as well as road maps, certification information, tools, resources, and much more by platform or job role. With hundreds of on demand learning opportunities, there is sure to be something you can use to help you be successful today and over the long term. The IBM Systems College also provides information on IBM skills mastery, mastery tests, and certifications.

MORE ON THE WEB

- [IBM Systems College](#)
- [System x Sales](#)
- [System x Technical](#)

Systems Connect eXpert Education Offering

The IBM Systems Connect eXpert offering is specific to System x and BladeCenter. eXpert delivers System x and BladeCenter education in the form of easy-to-follow, flexible road maps designed to lead to IBM certification while helping you remain current on those urgent skills needed in the business world today.

Systems Connect eXpert tracks your education achievements as you progress through the education road maps. Additionally, take advantage of the education modules delivered through the sales and technical pools to obtain additional training on strategic topics that are not part of a specific certification track but are critical to help drive your business forward.

MORE ON THE WEB

- [Systems Connect eXpert Program](#)



Get started by enrolling in four easy steps. Select your education road map of choice—sales or technical. Then, start progressing through the education.

Systems Connect eXpert is also the exclusive home of the IBM Techline Data Repository, the same library that the IBM Techline team uses to research System x product requirements.

IBM Professional Certifications

Industry-recognized IBM Professional Certifications offer IT professionals the opportunity to develop and demonstrate their IBM expertise to the world. IBM certifications validate your skills and demonstrate your proficiency in the latest IBM technology and solutions. They help make certain that you have the capability to perform role-related tasks and activities at a specified level of competence.

At the firm level, IBM certifications are required for an IBM Business Partner to move from the Member PartnerWorld level to the Advanced level and then Premier. IBM certifications

MORE ON THE WEB

- [IBM Professional Certification info](#)
- [System x & BladeCenter Specialist Certification Guide](#)

are also required to participate in some Business Partner programs available in each geography.

Over 70 percent of the firms producing over \$100K annually in IBM revenue have at least one individual within the firm with an IBM certification.

Here are the basic steps in the certification process:

1. Select the certification you would like to pursue.



2. Determine which tests are required by reading the certification role description.
3. Prepare for the test. A great way to prepare for your System x Sales and Technical Certifications is by enrolling in the Systems Connect eXpert offering described above. Or, attend an IBM conference event where classroom training opportunities are offered.
4. Register to take a test by contacting one of our worldwide testing vendors.
5. Take the test.
6. Repeat steps 3 through 5 until all required tests are successfully completed for the desired certification role.

The System x and BladeCenter Specialist Certification Guide (see the link in the “More on the Web” box) provides more information about the IBM certification process. Earn an industry-recognized IBM certification.

Other Education Listed on PartnerWorld

IBM PartnerWorld posts various educational opportunities as they arise. From time to time you will want to check the links provided in the “More on the Web” box to see what is available.

MORE ON THE WEB

- [System x training listed on PartnerWorld](#)
- [BladeCenter training listed on PartnerWorld](#)
- [PartnerWorld University](#)



Know Your IBM (KYI)

Know Your IBM is a permission-based interactive marketing and selling resource designed for you, our Business Partner sellers. It provides net, customized, online education modules focusing on strategic product and solution areas. The education helps increase your understanding and awareness of the key features and business benefits of IBM products, solutions, and offerings. Incentives offered in conjunction with Know Your IBM are designed to encourage you to complete the education modules and provide you rewards for your sales performance. Incentives are awarded at the individual rep level, not to the firm.

MORE ON THE WEB

- [Know Your IBM training modules](#)

Social Media Resources for IBM Business Partners

Social media is quickly growing in importance for businesses of all sizes. Whether you are already involved in social media or just getting interested, the “More on the Web” box provides some links that will be of interest to you.

MORE ON THE WEB

- [Communities for Business Partners](#)
- [Twitter search results for IBM System x or BladeCenter](#)
- [Search Twitter for mentions of your business or competitors](#)
- [Google blog search results for IBM System x or BladeCenter](#)
- [Search blog for mentions of your business or competitors](#)
- [LinkedIn social network \(has an IBM Business Partner Group\)](#)
- [Use Twitter to Grow Your Business \(IBM Software Business Partner Blog\)](#)



Performance Benchmarks

Trying to judge the performance of servers by comparing the individual component (processor, disk, memory, etc.) specifications can be misleading. A better way to compare the performance of servers is to run specially designed software that simulates various types of workloads and measures the time it takes to complete tasks. This is known as benchmark testing. You can find detailed information on benchmark testing and the latest benchmark testing results for System x and BladeCenter by following the links in the “More on the Web” box.

MORE ON THE WEB

- [System x performance benchmarks](#)
- [BladeCenter performance benchmarks](#)

Success Stories, References, Case Studies

It is often helpful to make prospective customers aware of other businesses that have successfully implemented solutions based on System x and BladeCenter. For this reason, IBM maintains a database of existing customer success sto-

MORE ON THE WEB

- [System x and BladeCenter success stories](#)



Customer testimonials (multiple videos)



ries, complete with company profiles, identified needs, solutions, and resulting benefits. IBM Business Partners can use these success stories with customers to advance the sell cycle. To see what is available, simply follow the links provided in the “More on the Web” box.

Sources for Competitive Marketing Information

IBM maintains a Web site called “Comp” which is a worldwide portal for information that will help you win in competitive marketing situations. It includes a searchable set of reports, presentations, and quick reference cards about the marketplace, competitors, and competitive products. You will find materials developed by IBM as well as outside sources such as Gartner, IDC, DH Brown, and IDEAS International.

At the “Comp” site you can also download the “IBM System x Competitive Sales Tool” (after requesting a password via email), which is updated regularly and is the most extensive source of competitive information. Be sure you also sign up to automatically receive email notification (along with the new password you will need) when a new version of the tool is posted.

MORE ON THE WEB

- [IBM “Comp” Web site](#)
- [IBM System x competitive sales tool](#)

Playbook/Sales Kits for System x and BladeCenter

This IBM Playbook includes a great selection of System x and BladeCenter plays to help you generate new opportunities in your territory. Each play focuses on a set of common client



pain points and recommends specific solutions to address them. To offer your clients more complete solutions, make your deals more profitable, and increase your win odds, you'll also want to check out the sections on financing, services, and storage.

MORE ON THE WEB

- [Playbook for System x and BladeCenter](#)

Web Content Syndication (for Your Web site)

IBM Business Partners who market and sell IBM servers, storage, workstations, services, and software can improve their Web presence for FREE by leveraging syndicated Web content from ibm.com to their own Web sites. IBM has teamed with WebCollage, Inc., to provide the capability for Premier, Advanced, and Member level PartnerWorld participants to receive Web content dynamically delivered into their Web sites.

MORE ON THE WEB

- [Web content syndication](#)

Pre Sales Information at Your Fingertips (PSAT)

IBM Business Partners needing access to pre-sales information for IBM System x Servers and IBM BladeCenter can find quick access to IBM information using the Pre-Sales Advisor Tool (PSAT). Access supply availability, promotions, COG, competitive informa-

MORE ON THE WEB

- [Pre-Sales Advisor Tool \(configs, tools, resources\)](#)

tion and access to our online configurator or link to the download configurator SSCT.



Configurator Tools for Specifying Servers

IBM has created several tools to help you configure specific server solutions as necessary to get pricing and place an order. There are tools (wizards, PDF files, spreadsheets, etc.) that help you configure System x servers, BladeCenter servers, racks of servers, and even cluster solutions. You can explore these tools by following the link provided in the “More on the Web” box.

MORE ON THE WEB

- [Configurator tools](#)

Attaching Accessories and Upgrades to Your Proposals

There are many optional accessories and upgrades for all IBM System x and BladeCenter servers. These options include things like memory upgrades, processor upgrades, storage devices, racks, power solutions, networking devices, monitors, and input devices. Don't forget to include options that improve the value of the solution you are proposing to your customers. You will find a comprehensive listing of these options by following the links in the “More on the Web” box.

MORE ON THE WEB

- [System x accessories](#)
- [Tape storage](#)
- [Rack, stack & power](#)

Attaching Operating Systems to Your Proposals

All IBM System x and BladeCenter servers need an operating system, so it makes sense that you should discuss with your customers what OS is going to be deployed on the hardware. You can now deliver a more convenient and complete solution for your customers by including the operating system on new



hardware. Operating systems from Microsoft, Novell/SUSE Linux, Red Hat, Sun Solaris, and VMware are available from IBM on a server. You can consult the configurator tools (see above) for a comprehensive list of which operating systems are available with each server. You will find a comprehensive list of operating systems within the software accessories by following the link in the “More on the Web” box.

MORE ON THE WEB

- [System x operating systems](#)

Attaching Storage to Your Proposals

Whenever you are proposing the sale of a System x or BladeCenter server (IBM or other brand), it only makes sense to include the needed storage devices in the original proposal. Selling storage with servers is known as “clothing” the servers with storage devices. Properly clothing a server allows you to offer a complete solution while also increasing your profits. IBM’s line of storage devices falls under the System Storage brand and includes disk storage, tape storage, and storage management software.

The IBM System Storage DS3000 series product family replaces the IBM TotalStorage DS300 and DS400 disk systems. The award-winning DS3000 family of entry storage products is S.A.F.E.R—Scalable, Affordable, Flexible, Easy, and Reliable. It is scalable because you can grow to over 14 TB of capacity. It is affordable because it is an excellent value starting at just under \$4,500 USD. It is flexible because the DS3000 series attaches to System x, BladeCenter, and select third-party servers, making it perfect for a mixed-vendor environment. It



is easy because the DS3000 Storage Manager (included at no charge) makes deployment and installation simple. It is reliable because the system comes from IBM, one of the most trusted vendors in the industry. With the new DS3000 series family, you get the same outstanding quality and support that you have come to expect from IBM's

MORE ON THE WEB

- [Storage products for System x and BladeCenter servers on IBM.com](#)

DS family of disk storage systems. The DS3000 series offers both direct-attach and SAN-attach models.

The IBM System Storage DS4000 series mid-range storage systems offer affordability, flexibility, and high-performance. The DS4000 models are designed to deliver high-bandwidth performance to both Windows and UNIX environments. With modular designs and models at multiple price points, DS4000 storage systems can be used as storage add-ons or integral components of multi-tiered enterprise infrastructures.

Here are some additional considerations for clothing System x and BladeCenter servers with System Storage products:

- IBM System Storage with System x or BladeCenter servers can provide integrated storage solutions with a broad range of operating system support to deliver exceptional price, performance, and availability.
- Server consolidation storage networking options enable tape library and disk sharing to support lower TCO by spreading the cost of the library and storage arrays across multiple servers.



- There are “IBM Express” models of System Storage products that provide System x solutions specially configured and priced for the small and mid-size business environment. (See “What Are ‘IBM Express’ Offerings?” in Chapter 1.)

Attaching Services to Your Proposal

Attaching IBM Global Technology Services to your IBM solution sales gives you a way to enhance your productivity, accelerate sales, and increase deal size today while creating ongoing revenue opportunities for the future—creating offerings that are more attractive to your clients than ever before.

CIOs, IT directors, and business leaders in client organizations of all sizes across all industries see tremendous value in IBM Global Technology Services. Our offerings can provide powerful supplements to their internal

resources, opportunities to save money, and programs to enhance the effectiveness of their technology investments. And IBM gives you a way to complement your resources and capabilities. The result is that IBM Global Technology Services can help increase your client satisfaction because you can offer a more complete solution.

IBM Global Services provides structured and standardized approaches backed by industry-leading experts who can help plan, design, install, configure, tune, test, and support solutions; speed time to value; reduce risk; and minimize disruption to IT and business operations.

MORE ON THE WEB

- [Service offering info on PartnerWorld](#)



System x Turnkey Solutions

Working closely with IBM Business Partners, IBM has tuned up and optimized the System x portfolio of servers in order to provide a flexible, cost-effective platform for building solutions. The result—highly reliable servers that can scale quickly, easily, and inexpensively so you can stretch your IT budget and confidently execute your business objectives, even as conditions change.

MORE ON THE WEB

- [System x turn-key solutions](#)

There is a growing set of solutions in areas such as client consolidation, collaboration, database, ERP/CRP, grid computing, high availability and clustering, HPC clusters, security, server consolidation, systems management, virtualization, and VoIP, just to name a few.

To gain further insight into these solutions, let's look at two examples: integrated virtualization with VMware ESXi 3.5 and SAP Solutions for small and mid-size businesses.

Integrated Virtualization with VMware ESXi

With industry-leading technology from IBM and VMware, the transition to virtualization just got easier to manage with VMware ESXi 3.5 integrated on select System x and BladeCenter servers. Simply power up your IBM server and deploy virtual machines in a matter of minutes. This intelligent, integrated solution delivers outstanding performance and scalability, rock-solid reliability, and enhanced security with a robust

MORE ON THE WEB

- [IBM solutions for VMware ESXi](#)



foundation designed to help reduce costs and keep your virtualized infrastructure up and running.

VMware ESXi 3.5 is an operating system-independent, thin hypervisor designed for rock-solid reliability, simplified management, and enhanced security. For more advanced capabilities, VMware ESXi 3.5 may be upgraded to VMware Infrastructure 3 Foundation, Standard, or Enterprise edition licenses. IBM offers System x and BladeCenter servers pre-tested and integrated with VMware ESXi 3.5, allowing you to deploy and manage virtual machines quickly and easily with robust platforms built for reliable virtualization.

SAP Solutions for Small and Mid-size Businesses

SAP offers a complete range of enterprise software applications and business solutions to drive businesses ranging from enterprise to small. It offers these business applications and solutions to handle every aspect of the business. The Windows and Linux markets are important to SAP and IBM System x/BladeCenter is an ideal platform for SAP applications offering leading performance, reliability, and scalability for these critical business applications.

To stay profitable and remain competitive, small and mid-size businesses (SMBs) must manage their operations efficiently and cost-effectively—while overcoming the unique challenges that SMBs face. IBM and SAP understand these challenges. That's why we offer SAP Business One and SAP Business All-in-One: solutions designed specifically for SMBs.

SAP Business One is an easy-to-use business and operational management solution for emerging and dynamic



MORE ON THE WEB

- [SAP applications for System x and BladeCenter info on IBM.com](#)
- [SAP on System x info on PartnerWorld](#)
- [The benefits of running SAP solutions on System x and BladeCenter Redbook](#)
- [SAP solutions for SMB info on SAP.com](#)
- [IBM and SAP Alliance](#)

businesses ranging in size from ten to several hundred employees. The solution is simple yet powerful, allowing an immediate and complete view of both business operations and customer activities. If your company is located in the United States, please visit the new SAP Business One collaboration site to discover a new and different way to work with SAP Business Partners.

SAP Business All-in-One is a prepackaged, industry-specific version of SAP Business Suite with built-in content, tools, and methodologies for a cost-effective, turnkey implementation. SAP Business All-in-One solutions offer out-of-the-box flexibility combined with the power of SAP's world-class business solutions.

SAP Business One and SAP Business All-in-One are affordable solutions that can be implemented quickly and easily. They're scaled to grow with you as your business grows. And they're delivered through a network of qualified, professional partners.



IBM Global Financing

IBM Global Financing (IGF) continues to focus on meeting customer needs by concentrating on key business areas: leasing and lending, remarketing and refurbishing, and asset management. IGF conducts business in more than 40 countries, financing IBM and non-IBM hardware, software, and services, with a full range of flexible, low-rate offerings. IGF's customers find that financing their information technology solutions offers many advantages in both robust and difficult economic climates because financing frees up their capital for other investments. Many information technology installations, including those for customer relationship management, data mining, and e-business, require a substantial investment. IGF financing enables customers to pay for their new technology in affordable monthly payments during the life of the project. Our customers run the gamut from the smallest, family-owned business purchasing a single server and software to the largest, multinational corporation, acquiring tens of thousands of PCs for offices on several continents. In addition to working directly with customers, we work with IBM Business Partners to provide financing for their clients and to help them build their own businesses.

MORE ON THE WEB

- [IBM Global Financing](#)

Technical Support for Business Partners

Technical sales support from IBM provides Business Partners with extensive pre-sales support through the PartnerWorld program online via the Web and by voice. Voice support can



be accessed via PartnerWorld Contact Services, the single point of entry to all key support organizations. PartnerWorld Contact Services provides access to Techline for hardware and software technical sales support, as well as Competeline for win strategies and competitive information. Systems Business Partners entitled through the PartnerWorld program have access to IBM System x and IBM System Storage solutions and selected major competitive platform support, including:

- Remote solution design assistance/review
- Technical marketing assistance
- Product and promotion information
- Configuration assistance
- Competitive product information
- Sales strategy information
- Solution assurance assistance.

Follow the links in the “More on the Web” box to access Technical Sales Support online (region selectable).

MORE ON THE WEB

- [Chat with IBM Technical Support](#)
- [Contact Techline](#)
- [Technical Sales Library](#)
- [PartnerWorld technical resources and support](#)

3

System x Product Quick Reference

In this chapter, we explore the System x products you will be selling and offer some resources that will help you succeed. System x servers are divided into three groups: tower servers, rack-mount servers, and enterprise servers. Let's take a look at each.

Tower Servers

In this section, we look at the specific IBM System x models that use traditional (and some not-so-traditional) "tower" mechanical packaging. This packaging offers flexibility by providing internal expansion capability. Though most tower servers are intended to rest on the floor beside a user's desk, IBM also offers conversion kits that allow these servers to be used in industry-standard 19-inch racks.

MORE ON THE WEB

- [Overview of all System x "tower" servers](#)

x3200 M3

The IBM System x3200 M3 ([Figure T.1](#)) offers enhanced performance to help you take on the dynamic challenges of run-





Specifications

Processor (CPU GHz/L2 cache/front-side bus max)	Intel Xeon 3400 Series (quad-core) up to 3.06 GHz/8 MB/1333 MHz or Intel Celeron, Pentium, or Core i3 (dual-core) up to 3.20 GHz/4 MB/1333 MHz
Number of processors (std/max)	1/1
Memory (max)	Up to 32 GB DDR-3 1066/1333 MHz ECC memory, 1, 2, and 4 GB UDIMMs; 1, 2, 4, and 8 GB RDIMMs
Expansion slots	Two PCIe x8 Gen2, one PCIe x4, two PCI (32-bit/33 MHz), one dedicated PCIe x4 for RAID-0, -1 controller
Disk bays (total/hot-swap)	Four 3.5" simple-swap or hot-swap SATA hard disk drives (HDDs); eight 2.5" hot-swap SAS HDDs (special bid only)
Maximum internal storage	Up to 12.0 TB SAS or SATA HDDs
Network interface	Dual Gigabit Ethernet
Hot-swap components	Four 3.5" SATA/SAS HDDs, eight 2.5" SAS HDDs
RAID support	Hot-swap hardware RAID-0, -1 (standard), simple-swap hardware RAID-0, -1 (optional); upgrade to RAID-5 optional
Ports	Seven USB (2 front/4 rear/1 internal), two Ethernet, one serial and video
Systems management	Integrated Management Module with IPMI 2.0 and Serial over LAN, IBM Systems Director, IBM ServerGuide, optional Virtual Media Key for remote presence, Trusted Platform Module 1.2
Operating systems	Microsoft Windows Server 2008 STD, EE, R2/Microsoft Windows Server 2008 x64 STD, EE, DC/Windows Small Business Server 2008, Red Hat Linux, SUSE Linux, VMware ESX/ESXi
Limited warranty	1- or 3-year customer replaceable unit/on-site

- [x3200 M3 details on PartnerWorld](#)
- [x3200 M3 details on IBM.com](#)
- [x3200 M3 competitive info on COMP](#)
- [x3200 M3 configuration details](#)
- [x3200 M3 options](#)
- [x3200 M3 blog search](#)
- [x3200 M3 Twitter search](#)



x3200 M3 animated demo

Figure T.1. IBM System x3200 M3 at a glance (and links to more detail).



ning IT with an emphasis on security, simplicity, efficiency, and reliability—delivered at the right price in a single-socket tower server.

The x3200 M3 supports the latest Intel Xeon quad-core and Celeron, Pentium, and Core i3 dual-core processors for exceptional performance. Because your organization must manage growing volumes of data while maintaining high performance, the x3200 M3 offers vast memory capacity and disk storage.

To enable energy savings, the x3200 M3 provides high-efficiency power supplies (model dependent) and support for IBM Systems Director Active Energy Manager, an energy usage monitoring tool.

Managing your IT environment and addressing security concerns don't have to be difficult, resource-intensive tasks. The x3200 M3 offers enhanced manageability and security to help you streamline processes with features such as the Integrated Management Module (IMM) and Trusted Platform Module (TPM) 1.2.

Select configurations of the x3200 M3 are part of the IBM Express Advantage Portfolio, designed and priced to meet the needs of mid-size businesses. Easy to manage, Express models/configurations vary by country.

Here are some quick x3200 M3 facts:

- Boost productivity with new high-performance capabilities, vast memory and expanded storage capacity.
- Save on energy costs with integrated power-management tools.
- Improve manageability and security with powerful built-in features.



x3400 M3

The IBM System x3400 M3 ([Figure T.2](#)), with the latest Intel Xeon processors, offers flexibility, reliability, and security, as well as enhanced systems management features that make it an ideal choice for small, mid-size, and distributed businesses. This two-socket server provides a balance of performance, high availability, expansion capability, and ease of management in a stable, long-life platform. The x3400 M3 includes features designed to achieve affordable performance on a tower server, allowing you to replace your older systems as business grows.

The x3400 M3 offers flexible configuration options to help you scale easily as business grows. Higher storage capacity as well as choice in storage interface lets you transform your business as you require. Select the right combination of hard disk drive size, processor and memory capacity for today, and easily incorporate more tomorrow.

Now with low-voltage memory built into its already efficient design—as well as tools for managing energy components—the x3400 M3 helps you better manage power consumption and costs. Extensive systems management capabilities are also available right out of the box to help save time and money on administration.

Select configurations of the x3400 M3 are part of the IBM Express Advantage Portfolio designed to meet the needs of midsize businesses. Easy to manage, Express models and configurations vary by country.

**Specifications**

Form factor/height	Tower/5U (rack-mountable)
Processor (max)	Four-core Intel Xeon E5620 2.40 GHz with 12 MB of cache per processor socket standard or six-core Intel Xeon X5675 3.06 GHz with 12 MB of cache per processor socket (configure to order only)
Number of processors (std/max)	1/2
Cache (max)	4 MB, 8 MB, or 12 MB per processor socket
Memory (max)	16 DIMM slots maximum, 128 GB with DDR-3 1333 MHz RDIMMs or 48 GB with DDR-3 1333 MHz UDIMMs
Expansion slots	Five PCIe and one PCI standard; additional two PCI-X or one PCIe (configure to order only)
Disk bays (total)	Standard with four 3.5" simple-swap Serial ATA (SATA) or four 3.5" hot-swap SATA/Serial Attached SCSI (SAS) HDDs or 8 or 16 2.5" hot-swap SAS/SATA HDDs. Eight 3.5" hot-swap SAS/SATA HDDs.
Maximum internal storage	12.0 TB of 3.5" simple-swap SATA HDDs; 24.0 TB of 3.5" hot-swap SATA/SAS HDDs; or 16 TB of 2.5" hot-swap SAS or 16 TB of SATA HDDs
Network interface	Integrated dual Gigabit Ethernet
Power supply (std/max)	920 W (1/2) or 670 W (1/1) (model dependent)
Hot-swap components	Fans and hard disk drives standard, power supply
RAID support	Integrated 6 Gbps or 3 Gbps RAID-0, -1, -1E (model dependent), optional RAID-10, -5, -50, -6, -60
Systems management	Integrated systems-management processor
Operating systems	Microsoft Windows Server 2008 R2, Red Hat Linux, SUSE Linux, VMware ESX Server; integrated hypervisor key
Limited warranty	3-year customer-replaceable unit and on-site limited warranty

- [x3400 M3 details on PartnerWorld](#)
- [x3400 M3 details on IBM.com](#)
- [x3400 M3 competitive info on COMP](#)
- [x3400 M3 configuration details](#)
- [x3400 M3 options](#)
- [x3400 M3 blog search](#)
- [x3400 M3 Twitter search](#)

Figure T.2. IBM System x3400 M3 at a glance (and links to more detail).



Here are some quick x3400 M3 facts:

- Provides optimum performance and processing capability at a lower cost
- Offers large storage capacity and flexible configurations to scale as needs grow
- Helps reduce energy costs and ease management with efficient design.

x3500 M3

The IBM System x3500 M3 ([Figure T.3](#)) is a high-performance dual-socket tower server, the IBM System x3500 M3 provides generous bandwidth, storage and expanded memory capacity up to 192 GB. Start with a single Intel Xeon six-core processor, and add a second to double your processing capability. You can even add processors, storage, and memory independently of one another for maximum configuration flexibility.

The x3500 M3 is designed to run your most demanding business applications reliably. It offers new 6 Gbps RAID, storage, memory and I/O flexibility, and high availability, while integrated systems management tools provide remote control of resources for simplified serviceability.


The x3500 M3 takes advantage of the latest Intel Xeon technology with extreme processing power and superior energy efficiency. Low voltage memory, cooling features and energy-smart design enable lower power, lower heat, and less noise. At the same time, IBM Systems Director Active Energy Manager can help you keep costs down and track, monitor, and measure power consumption.



Specifications

Form factor/height	Tower/5U (rack-mountable)
Processor (max)	Intel Xeon 5500/5600 processors (six-core Intel Xeon X5690 3.46 GHz or four-core Intel Xeon X5687 3.60 GHz up to 6.4 GTps QPI system speed)
Number of processors (std/max)	1/2
Cache (max)	12 MB
Memory (max)	16 DIMM slots maximum, 192 GB with DDR-3 1333 MHz RDIMMs or 48 GB with DDR-3 1333 MHz UDIMMs
Expansion slots	Six PCIe and one PCI standard; additional two PCI-X available via configure to order and requires removal of one PCIe slot
Disk bays (total/hot-swap)	8 or 16 2.5" hot-swap standard; 24 2.5" hot-swap or 8/8 3.5" hot-swap or 4 3.5" simple swap (available via configure to order only)
Maximum internal storage	24 TB of 2.5" hot-swap SAS/SATA (HDD upgrade options required) or 24.0 TB of 3.5" hot-swap SAS/SATA or 12.0 TB of 3.5" simple swap (via configure to order only)
Network interface	Broadcom 5709S onboard NIC with dual Gigabit Ethernet ports with TOE
RAID support	Integrated 6 Gbps or 3 Gbps hardware RAID-0, -1, -1E, optional RAID-5, -6, -10, -50, -60
Systems management	Automatic Server Restart; Predictive Failure Analysis on hard disk drives, processors, voltage regulator modules (VRMs), fans and memory; light path diagnostics; integrated management module; remote presence; IBM Systems Director and IBM Systems Director Active Energy Manager
Operating systems	Microsoft Windows Server 2008 R2, Red Hat Enterprise Linux, SUSE Linux Enterprise, VMware ESX and ESXi
Limited warranty	3-year customer-replaceable unit and on-site limited warranty

- [x3500 M3 details on PartnerWorld](#)
- [x3500 M3 details on IBM.com](#)
- [x3500 M3 competitive info on COMP](#)
- [x3500 M3 configuration details](#)
- [x3500 M3 options](#)
- [x3500 M3 blog search](#)
- [x3500 M3 Twitter search](#)



x3500 M3 animated demo

Figure T.3. IBM System x3500 M3 at a glance (and links to more detail).



Select configurations of the x3500 M3 are part of the IBM Express Advantage Portfolio designed to meet the needs of midsize businesses. Easy to manage, Express models and configurations vary by country.

Here are some quick x3500 M3 facts:

- Allows greater flexibility with storage upgrade options and increased memory capacity
- Enables high availability with enhanced RAID support and integrated systems management tools
- Leverages the latest Intel Xeon technology for faster processing speeds and energy-smart design.

Rack-Mount Servers

In this section, we explore the IBM System x rack servers. These are designed compactly to fit into industry-standard 19-inch server racks that save valuable data center floor space.

MORE ON THE WEB

- [Overview of all System x rack servers](#)
- [Rack server comparison chart](#)

x3250 M3

The IBM System x3250 M3 ([Figure R.1](#)) is a single-socket server that offers new levels of performance and flexibility to help you respond quickly to changing business demands. Cost-effective and compact, it is well-suited for small to mid-size businesses as well as large enterprises, whether for general-purpose workloads or specialized applications.

**Specifications**

Form factor/height	Rack/1U
Processor (CPU GHz/L3 cache/front-side bus MHz max)	Intel Xeon 3400 Series (quad-core) up to 2.93 GHz/8 MB/1333 MHz or Intel Celeron, Pentium or Core i3 (dual-core) up to 3.06 GHz/4 MB/1333 MHz
Number of processors (std/max)	1/1
Cache (max)	8 MB L3
Memory (max)	Up to 32 GB DDR-3 ECC memory, up to 1333 MHz; 1 GB, 2 GB, 4 GB UDIMMs; 1 GB, 2 GB, 4 GB, 8 GB RDIMMs
Expansion slots	2 PCIe x8 Gen2, dedicated PCIe x4 for RAID-0, -1, optional PCI-X (special bid only)
Disk bays (total/hot-swap)	Two 3.5" simple-swap SATA or 3.5" hot-swap SAS/SATA, or four 2.5" hot-swap SAS HDDs
Maximum internal storage	2.0 TB SATA or SAS
Network interface	Dual Gigabit Ethernet
Power supply (std/max)	351 W 1/1
Hot-swap components	Two 3.5" hot-swap SAS/SATA or four 2.5" hot-swap SAS HDDs
RAID support	Hot-swap hardware RAID-0, -1 (standard), simple swap hardware RAID-0, -1 (optional); optional RAID-5
Ports	7 USB 2 Ethernet, 1 serial and video
Systems management	Integrated Management Module with IPMI 2.0 and Serial over LAN, IBM Systems Director, ServerGuide, optional Virtual mediakey, Trusted Platform Module 1.2
Operating systems supported	Microsoft Windows Server 2008 STD, EE, R2/Microsoft Windows Server 2008 x64 STD, EE, DC/Windows Small Business Server 2008, Red Hat Linux, SUSE Linux
Limited warranty	1- or 3-year customer replaceable unit/on-site limited warranty

- [x3250 M3 details on PartnerWorld](#)
- [x3250 M3 details on IBM.com](#)
- [x3250 M3 competitive info on COMP](#)
- [x3250 M3 configuration details](#)
- [x3250 M3 options](#)
- [x3250 M3 blog search](#)
- [x3250 M3 Twitter search](#)

*x3250 M3 animated demo***Figure R.1.** IBM System x3250 M3 at a glance (and links to more detail).



Built with the latest Intel Xeon 3400 Series or Celeron, Pentium, or Core i3 dual-core processors, the x3250 M3 has industry-leading computing capabilities in a small, 1U footprint. It also offers substantial memory and storage capacity to help you manage your data efficiently.

The x3250 M3 features support for IBM Systems Director Active Energy Manager to help you monitor and control power consumption in your IT environment. An option to upgrade to a high-efficiency power supply is also available.

To help you stay focused on your core business, the x3250 M3 offers easy deployment, update management, and much more with its built-in IBM Tool Center. It delivers leadership reliability, management, and flexibility while helping you protect your IT investments and lower your operating costs.

Select configurations of the x3250 M3 are part of the IBM Express Advantage Portfolio, designed to meet the needs of mid-size businesses. Easy to manage, Express models/configurations vary by country.

Here are some quick x3250 M3 facts:

- Maximize performance with the latest Intel technology in a robust, flexible platform
- Achieve energy savings with built-in power management tools
- Minimize risks with easy serviceability and maintenance.

x3550 M3

The IBM System x3550 M3 ([Figure R.2](#)) builds on the latest Intel Xeon processor technology with extreme processing power and superior energy management and cooling fea-

**Specifications**

Form factor/height	Rack/1U
Processor (max)	Up to two 3.46 GHz six-core (3.60 GHz four-core) Intel Xeon 5600 series processors with QuickPath Interconnect technology
Number of processors (std/max)	1/2
Cache (max)	Up to 12 MB L3
Memory (max)	288 GB DDR-3 RDIMMs via 18 DIMM slots or 48 GB DDR-3 UDIMMs via 12 DIMM slots
Expansion slots	Two
Disk bays (total/hot-swap)	Up to eight 2.5" hot-swap SAS/SATA HDDs or SSDs
Maximum internal storage	Up to 8.0 TB (hot-swap SAS/SATA)
Network interface	Integrated 2 ports, plus 2 ports optional Gigabit Ethernet
Power supply (std/max)	1/2; 460 W, 675 W, 675 W high efficiency, or 675 W DC (model dependent)
Hot-swap components	Power supplies, fan modules, disks
RAID support	6 Gbps RAID -0, -1, -10 or 6 Gbps RAID -0, -1, -10, -5, -50 with 256 MB or 512 MB cache and additional option battery backup (model dependent)
NEBS 1/ETSI compliance	Equivalent compliance for both AC and DC power supply (model dependent)
Energy-efficiency compliance	Compliant with 80-PLUS and ENERGY STAR energy-efficiency standards (model dependent)
Systems management	IBM IMM with Virtual Media Key for optional remote presence enablement, Predictive Failure Analysis, Diagnostic LEDs, light path diagnostics panel, automatic server restart, IBM Systems Director and IBM Systems Director Active Energy Manager
Operating systems	Microsoft Windows Server 2008 R2 and 2008, Red Hat Enterprise Linux, SUSE Linux Enterprise Server, VMware ESXi, Oracle Solaris 10 (model dependent)

- [x3550 M3 info on PartnerWorld](#)
- [x3550 M3 info on IBM.com](#)
- [x3550 M3 competitive info on COMP](#)
- [x3550 M3 configuration details](#)
- [x3550 M3 options](#)
- [x3550 M3 blog search](#)
- [x3550 M3 Twitter search](#)

Figure R.2. IBM System x3550 M3 at a glance (and links to more detail).



tures. With twice the performance of previous generations and a flexible, energy smart design that integrates low-watt-age components, the x3550 M3 can help you meet demanding workloads at a lower cost per watt.

The x3550 M3 offers a flexible, scalable design and simple upgrade path from four to eight hard disk drives. Comprehensive systems management tools such as advanced diagnostics and the ability to control resources from a single point make it easy to deploy, integrate, service, and manage.

Integrated with new 6 Gbps RAID adapters and double the I/O performance, the x3550 M3 provides a resilient architecture ideal for mission-critical applications as well as virtualization environments. Advanced memory support and greater disk capacity let you take advantage of higher processing speeds without sacrificing uptime.

Select configurations of the x3550 M3 are part of the IBM Express Advantage Portfolio designed to meet the needs of mid-size businesses. Easy to manage, Express models and configurations vary by country.

Here are some quick x3550 M3 highlights:

- Get higher performance per watt for greater cost efficiency
- Simplify management and serviceability with flexible design
- Maintain availability and lower risk through a resilient architecture.

x3620 M3

The IBM System x3620 M3 ([Figure R.3](#)) gives growing businesses a flexible, 2-socket server designed to keep costs



Specifications

Form factor/height	Rack/2U
Processor (max)	Up to two 3.06 GHz 6-core (3.20 GHz 4-core) Intel Xeon 5600 series processors with QuickPath Interconnect technology, up to 1333 MHz memory access speed; Also supports select Intel Xeon 5500 series processors
Number of processors (std/max)	1/2
Cache (max)	Up to 12 MB L3
Memory (max)	Up to 192 GB in 12 slots, using RDIMMs
Expansion slots	Two x8 PCIe Gen II slots and one x4 PCIe Gen II buried slot
Disk bays (total/hot-swap)	Up to four 3.5" simple-swap SATA HDDs or up to eight 3.5" hot-swap SAS/SATA HDDs
Maximum internal storage	Up to 24.0 TB hot-swap SAS or SATA
Network interface	Integrated two ports
Power supply (std/max)	1/2; 460 W or 675 W HE each
Hot-swap components	Power supplies, HDDs
RAID support	Embedded software RAID-0, -1 or hardware RAID-0, -1, -1E or RAID-0, -1, -10 (optional -5 with SED function) or RAID-0, -1, -10, -5, -50 (optional -6, -60 with SED function and optional battery), model dependent
Systems management	IBM IMM with Virtual Media Key, Predictive Failure Analysis, Integrated Service Processor, light path diagnostics panel, automatic server restart, IBM Systems Director and Active Energy Manager, IBM ServerGuide
Operating systems	Microsoft Windows Server, Red Hat Linux, SUSE Linux, VMware

- [x3620 M3 details on PartnerWorld](#)
- [x3620 M3 details on IBM.com](#)
- [x3620 M3 competitive info on COMP](#)
- [x3620 M3 configuration details](#)
- [x3620 M3 options](#)
- [x3620 M3 blog search](#)
- [x3620 M3 Twitter search](#)



x3620 M3 animated demo

Figure R.3. IBM System x3620 M3 at a glance (and links to more detail).



down. Built on the latest Intel Xeon technology, the x3620 M3 helps lower costs by providing energy efficiency, integrated software RAID and support for up to eight high capacity, low-cost 3.5-inch hard disk drives.

Reliable and easy to manage, the x3620 M3 is backed by IBM service and support. Embedded RAID and an optional 6 Gbps adapter can protect your data, while optional redundant power and cooling promote uptime. Access to IBM Systems Director, ToolsCenter and IBM Integrated Managed Module (IMM) capabilities offer proactive support to help maintain availability.

The x3620 M3 offers a customizable design and multiple configurations that let you start small and grow at your own pace. As your requirements change, you can cost-effectively add enterprise features—including advanced RAID, full redundancy, hot-swap hard disk drives and remote management capabilities.

Select configurations of the x3620 M3 are part of the IBM Express Advantage Portfolio designed to meet the needs of midsized businesses. Easy to manage, Express models vary by country.

Here are some quick x3620 M3 highlights:

- An ideal platform for cost-sensitive clients who require 2-socket performance and high storage capacity
- A dependable server with simplified management backed by IBM service, support and tools



- Customizable design and flexible configurations for affordable growth.

x3630 M3

The IBM System x3630 M3 ([Figure R.4](#)) is a storage-rich dual-socket 2U server that integrates the leadership features of traditional enterprise server offerings with affordable components to deliver outstanding value to cost-conscious buyers. Based on the latest Intel Xeon processor technology, the x3630 M3 offers high performance and maximum storage capacity. It provides up to 28 TB of internal storage capacity for a much lower cost per terabyte than external storage, making it an ideal solution for storage-intensive workloads.

The x3630 M3 helps keep your business running smoothly with availability features that include redundant cooling fan modules and hot-swap/redundant power supplies, RAID protection, and predictive failure analysis. The x3630 M3 also offers a comprehensive suite of systems management tools that help simplify management tasks.

With the flexible design of the x3630 M3, you can choose the configuration that meets your needs today, knowing you can easily upgrade to more robust features as your needs change over time. With energy-efficient components that help reduce operating costs, the x3630 M3 is a cost-optimized offering that delivers value over the long term.

Here are some quick x3630 M3 highlights:

- Meet growing performance and storage demands with a cost-effective, high-capacity solution



Specifications

Form factor/height	Rack/2U
Processor (max)	Up to two 3.06 GHz 6-core (3.20 GHz 4-core) Intel Xeon 5600 series processors with QuickPath Interconnect technology, up to 1333 MHz memory access speed
Number of processors (std/max)	1/2
Cache (max)	Up to 12 MB L3
Memory (max)	Up to 192 GB DDR-3 RDIMM memory via 12 DIMM slots
Expansion slots	3 PCIe slots
Disk bays (total/hot-swap)	Up to 14 3.5" hot-swap SAS/SATA or up to 28 2.5" hot-swap SAS/SATA
Maximum internal storage	Up to 42 TB
Network interface	Dual Gigabit Ethernet
Power supply (std/max)	1/2; 675 W, 675 W HE each
Hot-swap components	Power supplies, hard disk drives
RAID support	6 Gbps RAID -0, -1, -10 standard, upgradeable to hardware RAID-5 or RAID-6 (model dependent)
Systems management	IBM Systems Director, IBM Systems Director Active Energy Manager, IMM (Integrated Management Module) with IPMI 2.0 support, UEFI (Unified Extensible Firmware Interface), IBM ToolsCenter, status LEDs
Operating systems	Microsoft Windows Server, Red Hat Linux, SUSE Linux, VMware
Limited warranty	3-year customer replaceable unit and on-site limited warranty

- [x3630 M3 details on PartnerWorld](#)
- [x3630 M3 details on IBM.com](#)
- [x3630 M3 competitive info on COMP](#)
- [x3630 M3 configuration details](#)
- [x3630 M3 options](#)
- [x3630 M3 blog search](#)
- [x3630 M3 Twitter search](#)



x3630 M3 animated demo

Figure R.4. IBM System x3630 M3 at a glance (and links to more detail).



- Achieve high levels of system availability, backed by IBM's legendary support
- Design the configuration that meets your needs today, with the freedom to upgrade as needs change over time.

x3650 M3

The IBM System x3650 M3 ([Figure R.5](#)) provides outstanding performance for your mission-critical applications. Its energy-efficient design supports more cores, memory, and disk capacity in a scalable 2U package that's easy to service and manage. With more computing power per watt and the latest Intel Xeon processors, you can reduce costs while maintaining speed and availability.

The x3650 M3 offers a flexible, scalable design and simple upgrade path to 16 HDDs or SSDs, and 288 GB of memory. Comprehensive systems management tools such as advanced diagnostics, a cable management arm, and the ability to control resources from a single point make it easy to deploy, integrate, service, and manage.

With new 6 Gbps RAID adapters integrated and double the I/O performance, the x3650 M3 provides a resilient architecture ideal for mission-critical applications as well as virtualization environments. Advanced memory support and greater disk capacity let you take advantage of higher processing speeds without sacrificing uptime.

Select configurations of the x3650 M3 are part of the IBM Express Advantage Portfolio designed to meet the needs of



Specifications

Form factor/height	Rack/2U
Processor (max)	Up to two 3.46 GHz six-core (3.60 GHz four-core) Intel Xeon 5600 series processors with QuickPath Interconnect technology
Number of processors (std/max)	1/2
Cache (max)	Up to 12 MB L3
Memory (max)	288 GB DDR-3 RDIMMs via 18 DIMM slots or 48 GB DDR-3 UDIMMs via 12 DIMM slots
Expansion slots	Four
Disk bays (total/hot-swap)	Up to 16 2.5" hot-swap SAS/SATA HDDs or SSDs
Maximum internal storage	Up to 16.0 TB (hot-swap SAS/SATA)
Network interface	Integrated 2 ports, plus 2 ports optional Gigabit Ethernet
Power supply (std/max)	1/2; 460 W, 675 W, 675 W high efficiency or 675 W DC (model dependent)
Hot-swap components	Power supplies, fan modules, disks
RAID support	6 Gbps RAID-0, -1, -10 or 6 Gbps RAID -0, -1, -10, -5, -50 with 256 MB or 512 MB cache and additional option battery backup, model dependent
Systems management	IBM IMM with Virtual Media Key for optional remote presence enablement, Predictive Failure Analysis, Diagnostic LEDs, light path diagnostics panel, automatic server restart, IBM Systems Director and IBM Systems Director Active Energy Manager
Operating systems	Microsoft Windows Server 2008 R2 and 2008, Red Hat Enterprise Linux, SUSE Linux Enterprise Server, VMware ESX and ESXi, Oracle Solaris 10 (model dependent)

- [x3650 M3 details on PartnerWorld](#)
- [x3650 M3 details on IBM.com](#)
- [x3650 M3 competitive info on COMP](#)
- [x3650 M3 configuration details](#)
- [x3650 M3 options](#)
- [x3650 M3 blog search](#)
- [x3650 M3 Twitter search](#)
- [IBM Systems solution for SAP Discovery system](#)

Figure R.5. IBM System x3650 M3 at a glance (and links to more detail).



mid-size businesses. Easy to manage, Express models and configurations vary by country.

Here are some quick x3650 M3 highlights:

- Improve cost-effectiveness with higher performance per watt
- Simplify management and serviceability with flexible design
- Manage risk with resilient architectures and virtualized environments.

Enterprise Servers

In this section, we examine the most powerful System x servers. Here, the focus is on maximizing performance, capacity, and availability in order to meet mission-critical business needs.

MORE ON THE WEB

- [Overview of all System x Enterprise Servers](#)

x3690 X5

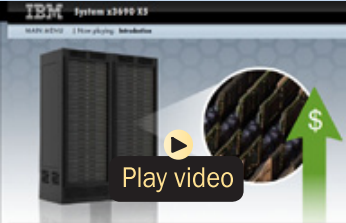
The IBM System x3690 X5 ([Figure E.1](#)) delivers performance, memory capacity, and reliability features previously found only in a four-processor system in a slim, breakthrough two-processor system that incorporates Intel Xeon processors and fifth-generation IBM X-Architecture (eX5) technology. By purchasing a system with two fewer processors, you can cut your licensing costs in half while using less energy for a lower total cost of ownership. And you won't have to trade performance for a denser form factor. The x3690 X5 offers unbeatable



Specifications

Form factor/height	Rack/2U per chassis
Processor (max)	Intel Xeon up to 2.4 GHz (10 core)/1066 MHz memory access
Number of processors (std/max)	1/2
Cache (max)	Up to 30 MB
Memory (std/max)	8 GB/1 TB PC3-10600 DDR3 or DDR3L, up to 2.0 TB with 32 GB DIMM and MAX5
Expansion slots	5 total PCIe Gen 2
Disk bays (total/hot-swap)	16/16 2.5" Serial Attached SCSI (SAS) or 24/24 1.8" SAS SSD internal storage
Maximum internal storage	9.6 TB SAS per chassis (supports 73.4 GB, 146.8 GB, 300 GB, 500 GB, and 600 GB hard disk drives, 50 GB and 200 GB SSD)
Network interface	Integrated dual Gigabit Ethernet with TCP-IP off-load engine, optional Emulex 10 GbE Virtual Fabric Adapter
Power supply (std/max)	675 W 220 V 1/4
Hot-swap components	Power supplies, fans, hard disk drives
RAID support	Integrated RAID-0, -1, optional RAID-5, -6
Systems management	Alert on LAN 2, automatic server restart, IBM Director, IBM ServerGuide, IMM, light path diagnostics (independently powered), predictive failure analysis on hard disk drives, processors, VRMs, fans and memory, Wake on LAN, dynamic system analysis
Operating systems	Microsoft Windows Server 2008 (Standard, Enterprise, and Datacenter editions 64-bit), Microsoft Windows Server 2003 (Datacenter and Datacenter x64), 64-bit Red Hat Enterprise Linux and SUSE Enterprise Linux, VMware vSphere Hypervisor

- [x3690 X5 details on PartnerWorld](#)
- [x3690 X5 details on IBM.com](#)
- [x3690 X5 competitive info on COMP](#)
- [x3690 X5 configuration details](#)
- [x3690 X5 options](#)
- [x3690 X5 SAP HANA](#)
- [x3690 X5 blog search](#)
- [x3690 X5 Twitter search](#)



x3690 X5 animated overview

Figure E.1. IBM System x3690 X5 at a glance (and links to more detail).



value for virtualization and leadership performance, including the ability to better handle database transactions than industry-standard two-processor servers.

The x3690 X5 also offers simple-to-deploy, preconfigured systems that are optimized specifically for database workloads, virtualized environments or SAP In-Memory Appliance, SAP HANA. x3690 X5 database-optimized systems offer the right balance of processing power, memory, and high-IOPS, high-capacity storage technology for your database workloads. x3690 X5 virtualization-optimized systems with embedded VMware vSphere Hypervisor come standard with MAX5 for unmatched memory capacity in a two-processor system, allowing you to increase the size and quantity of your virtual machines. The x3690 X5: Workload Optimized Solution for SAP In-Memory Appliance, SAP HANA helps provide supercharged analytics performance for businesses that need real-time answers to vital business questions.

Here are some quick x3690 X5 facts:

- Achieve four-socket performance at a two-processor investment
- Grow to meet changing workload demands with unmatched memory expansion
- Own and operate your systems with less complexity and cost
- Get peace of mind with enterprise-class reliability and availability.



x3755 M3

The IBM System x3755 M3 ([Figure E.2](#)) is a four-socket server that provides outstanding performance and capacity in a data center-friendly 2U footprint. Based on the 8- or 12-core AMD Opteron 6000 Series platform, the x3755 M3 helps organizations scale as workload demands increase, accommodating up to 48 processor cores and 512 GB of memory for cost-effective scaling.

The x3755 M3 is an ideal server for business workloads including database, virtualization, Java, and enterprise applications such as ERP. The increased processor density helps reduce networking complexity and cost for high-performance computing environments, and the available 16 TB of internal storage facilitates data-intensive applications like business intelligence.

Offering flexible configuration options, the x3755 M3 is a natural choice for workloads that are outgrowing the performance and capacity available on their legacy two processor servers. The x3755 M3 helps IT organizations bridge the gap between two socket and four-socket systems by providing a high-performance four-socket option in a cost-effective 2U design.

Here are some quick x3755 M3 facts:

- Meet growing workload demands with cost-effective processor and memory scaling
- Delivers value, performance, and memory for mid-size workloads



Specifications

Form factor/height	Rack/2U
Processor (max)	Up to 2.5 GHz 12-core or 2.6 GHz 8-core AMD Opteron 6000 Series processors
Number of processors (std/max)	2/4
Cache (max)	12 MB L3
Memory (max)	Up to 512 GB DDR-3 RDIMM memory or 128 GB DDR-3 UDIMM memory via 32 DIMM slots
Expansion slots	Four PCIe slots
Disk bays (total/hot-swap)	Up to 8 hot-swap SAS/SATA, optional up to 6 simple-swap SATA
Maximum internal storage	Up to 16 TB
Network interface	Integrated quad Gigabit Ethernet ports
Power supply (std/max)	1/3 1100 W
Hot-swap components	Power supplies, fan modules, HDDs
RAID support	6 Gbps RAID-0, -1, -10 standard, upgradeable to hardware RAID-5
Systems management	IBM Systems Director, light path diagnostics panel, KVM over IP for remote management
Operating systems	Microsoft Windows Server, SUSE Linux, Red Hat Linux, VMware
Limited warranty	3-year customer-replaceable unit and on-site limited warranty

- [x3755 M3 details on PartnerWorld](#)
- [x3755 M3 details on IBM.com](#)
- [x3755 M3 competitive info on COMP](#)
- [x3755 M3 configuration details](#)
- [x3755 M3 options](#)
- [x3755 M3 blog search](#)
- [x3755 M3 Twitter search](#)



x3755 M3 overview
(3:28)

Figure E.2. IBM System x3755 M3 at a glance (and links to more detail).



- Realize the benefits of four-socket architecture in a slim 2U server.

x3850 X5/x3950 X5

The new IBM System x3850 X5 and x3950 X5 ([Figure E.3](#)) are built on the latest generation of IBM Enterprise X-Architecture technology and Intel Xeon processors.


The x3850 X5 server allows freedom of choice with extremely flexible configurations plus memory expansion capabilities. A modular building block design lets you customize your system for current needs while providing the ability to react to changing workloads. Add a second system to scale your four-processor system to an eight-processor system. Start with two memory DIMMs and expand up to 192 with a dual-node system and two MAX5 memory expansion options. Reallocate resources as your environment changes with eX5 exclusive FlexNode partitioning. The x3850 X5 meets your needs today, while providing an easy, cost-effective upgrade path to change your environment when you're ready.

The x3950 X5 offers simple-to-deploy, preconfigured systems that are optimized for specific workloads. The x3950 X5 database optimized systems offer the right balance of processing power, memory, and eXFlash high-performance storage technology for your database workloads. x3950 X5 virtualization optimized systems with embedded VMware vSphere Hypervisor come standard with MAX5 for unmatched memory capacity, allowing you to increase the size and quantity of your virtual machines. The x3950 X5: Workload Optimized Solution for SAP In-Memory Appliance, SAP HANA

**Specifications**

Form factor/height	Rack/4U per chassis
Processor (max)	Intel Xeon up to 2.4 GHz (10-core)/1066 MHz memory access
Number of processors (std/max)	2/4 per node (optional 2-node support)
Cache (max)	Up to 30 MB
Memory (max)	32 GB/2.0 TB max PC3-10600 DDR3L, up to 3.0 TB with MAX5
Expansion slots	7 total PCIe half-length
Disk bays (total/hot-swap)	8/8 2.5" Serial Attached SCSI (SAS) or 16/16 SAS SSD
Maximum internal storage	4.8 TB per chassis (supports 8 x 73.4 GB, 146.8 GB, 300 GB, 500 GB, and 600 GB hard disk drives; 8 x 160 GB and 500 GB SATA hard disk drives, or 16 x 50 GB and 200 GB solid state drives)
Network interface	10 Gbps Fibre Channel over Ethernet Dual Channel Converged Network Adapter plus integrated dual Gigabit Ethernet with TCP-IP off-load engine, 10 GB Ethernet
Power supply (std/max)	1975 W 220 V 2/2
Hot-swap components	Power supplies, fans, hard disk drives, and solid-state drives
RAID support	Integrated RAID-0, -1; optional RAID-5, -6
Systems management	Alert on LAN 2, automatic server restart, IBM Systems Director, IBM ServerGuide, Integrated Management Module (IMM), light path diagnostics (independently powered), Predictive Failure Analysis on hard disk drives, processors, VRMs, fans, and memory, Wake on LAN, Dynamic System Analysis, QPI Faildown
Operating systems	Microsoft Windows Server 2008 (Standard, Enterprise, and Datacenter Editions, 64-bit), Microsoft Windows Server 2003 (Datacenter and Datacenter x64)32- and 64-bit Red Hat Enterprise Linux, 64-bit SUSE Enterprise Linux (Server and Advanced Server), VMware vSphere Hypervisor
Limited warranty	3-year customer-replaceable unit and on-site limited warranty

- [x3850 X5/x3950 X5 details on PartnerWorld](#)
- [x3850 X5/x3950 X5 details on IBM.com](#)
- [x3850 X5/X3950 X5 competitive info on COMP](#)
- [x3850 X5/x3950 X5 configuration details](#)
- [x3850 X5/x3950 X5 options](#)
- [x3850 X5 blog search](#)
- [x3850 X5 Twitter search](#)
- [SAP HANA](#)



x3850 X5 at Acxiom (3:49)

Figure E.3. IBM System x3850 X5/x3950 X5 at a glance (and links to more detail).



(HANA) helps provide super-charged analytics performance for businesses who need real-time answers to vital business questions.

Here are some quick x3850 X5/x3950 X5 facts:

- Unmatched flexibility to meet changing workload demands
- Workload-optimized systems with customizable configurations for target workloads
- Achieve greater performance and utilization at a lower total cost
- Keep consolidated workloads up and running with mainframe-inspired reliability
- Easy-to-own, simplified power and systems management with an energy-smart design and remote access.

iDataPlex/Cluster Servers

Next we explore the iDataPlex and System x Clusters used for Internet-scale and high performance computing.

iDataPlex

For large-scale computing, iDataPlex Intel Xeon processor-based servers help pack more processors into the same power and cooling envelope, better utilizing floor space, and creating the right-size data center design.

The innovation embodied in the iDataPlex product line has been widely recognized. Here are just two examples:

- 33 iDataPlex Systems listed in the latest Top 500 Supercomputer list (top500.org)



MORE ON THE WEB

- [Overview of iDataPlex servers](#)
- [Linux Magazine article on iDataPlex](#)



iDataPlex Overview (2:30)

- 33 iDataPlex Systems listed in the latest Green 500 list (green500.org)
- iDataPlex received the 2010 HPCwire Readers' Choice Award for Best HPC Server Product or Technology.

iDataPlex dx360 M3

The IBM System x iDataPlex dx360 M (Figure I.1) is designed for data centers that require high performance, yet are constrained on floor space, power, and cooling infrastructure. The IBM System x iDataPlex dx360 M3 provides an innovative, half-depth solution optimized for maximum density and incredible efficiency. Featuring the latest Intel Xeon Processor 5600 series with 16 DDR-3 DIMM sockets and two PCIe x16 Gen 2 slots, the dx360 M3 is easy to manage and delivers outstanding performance in a flexible platform that can be tailored to your data center's processing, storage, or I/O needs.

For high performance computing, the dx360 M3 allows you to pack accelerated processing into the same power and cooling envelope as traditional servers, better utilizing floor space



Specifications

Form factor/height	Half-depth, 2U Flex chassis or 3U storage chassis
Processor (max)	Intel Xeon 5600 series up to 3.06 GHz (6-core) or 3.20 GHz (4-core)
Number of processors (std/max)	2 CPU, 2 GPU adapters (optional)
Cache (max)	4 MB to 12 MB
Memory (max)	Up to 192 GB DDR-3 1333 MHz via 16 DIMM slots
Expansion slots	Up to two slots PCIe x16 electrical/x16 mech (Gen 2), 2 x8 PCIe
Disk bays (total)	Up to eight 2.5" (2U) or 12 3.5" (3U storage density)
Maximum internal storage	24.0 TB (3U storage chassis)
Interconnect Fabric Adapters	Ethernet—Integrated 1 Gb dual-port Ethernet, 10 Gb (optional); Fibre Channel—8 GB dual-port HBA (optional); InfiniBand—QDR or DDR single- or dual-port HCA (optional); solid-state drives—160 or 320 GB High IOPS PCIe (optional)
Hot-swap components	Hot-swap HDDs in 3U storage-dense configuration
RAID support	RAID-0, -1, -5, -6, -10, -50, -60 via optional I/O controller
Systems management	IBM Systems Director including IBM Systems Director Active Energy Manager, Integrated Management Module (IMM) with optional remote KVM support, integrated 10/100 configurable management port
Operating systems	Red Hat Enterprise Linux versions 6, 5, and 4, SUSE Linux Enterprise Server versions 11 and 10, Microsoft Windows Server 2008 R2, 2008 (Datacenter, HPC, Enterprise, and Web), VMware Infrastructure 3.5 and VMware vSphere 4.1

- [dx360 M3 details on PartnerWorld](#)
- [dx360 M3 details on IBM.com](#)
- [iDataPlex Sales Kit](#)
- [dx360 competitive info on COMP](#)
- [dx360 M3 blog search](#)
- [dx360 M3 Twitter search](#)



iDataPlex energy efficiency (2:33)

Figure I.1. IBM iDataPlex dx360 M3 at a glance (and links to more detail).



and optimizing the data center. The flexible design of the dx360 M3 integrates the right compute, storage, or I/O capabilities required in your data center while optimizing density.

The innovative, shallow-depth form factor of the dx360 M3 reduces the airflow required across the components, lowering the power needed for cooling. High-efficiency power supplies, larger, better-optimized fans in the 2U chassis, and power management capabilities provide further efficiencies to minimize the dx360 M3's power requirements.

The dx360 M3 is simple to manage on a server level or at a rack level as part of an iDataPlex rack. IBM ToolsCenter provides common management across all System x servers, making the dx360 M3 easy to incorporate into your data center.

Here are some quick dx360 M3 facts:

- Award-winning design optimizing efficiencies in energy, cooling, and density for data centers
- Operational costs drastically reduced based on innovative shallow depth server form factor
- High performance computing embracing a broad, flexible portfolio of offerings with simplified system management and tools.

Intelligent Cluster

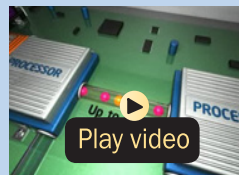
IBM Intelligent Cluster integrated solutions are built on the highly-innovative IBM System x rack, BladeCenter, and iDataPlex servers ([Figure I.2](#)). High Performance Computing (HPC) workloads will benefit by up to twice the performance. Our integrated cluster solutions offer significant price/perfor-



Specifications

Systems	Blade servers: HX5, HS22, HS22V; Enterprise servers: x3850 X5; iDataPlex servers: dx360 M3; Rack servers: x3550 M3, x3650 M3, x3690 X5, x3755 M3
Ethernet switches	IBM System Networking BNT
Ethernet adapters	Chelsio, Mellanox, Force10Networks
InfiniBand	Mellanox, QLogic, Voltaire
Fibre Channel	Emulex, QLogic
Storage servers	System Storage DS5020, DS5100, DS5300, DS3950, DS3500, DS3512, DS3524
Storage expansion	EXP5000 Storage Expansion Unit, EXP 2512 Storage Expansion Unit, EXP 2524 Storage Expansion Unit, EXP 520 Storage Expansion Unit, EXP 395 Storage Expansion Unit
Graphic Processing Units (GPUs)	NVIDIA Tesla M1060 , M2050, M2070 and M2070-Q Computing Modules
Operating systems	Red Hat Enterprise Linux (RHEL) 5, SUSE Linux Enterprise Server (SLES) 11, Microsoft Windows HPC Server 2008
Cluster management software	xCAT (Extreme Cloud Administration Toolkit), Moab Adaptive HPC Suite, Moab Adaptive Computing Suite, IBM General Parallel File System (GPFS) for Linux

- [Intelligent Cluster details on PartnerWorld](#)
- [Intelligent Cluster info on IBM.com](#)
- [Intelligent Cluster competitive info on COMP](#)
- [Intelligent Cluster blog search](#)
- [Intelligent Cluster Twitter search](#)



Cineca, Italy's largest computing center (4:39)

Figure I.2. IBM Intelligent Cluster at a glance (and links to more detail).



mance advantages for many high-performance workloads by harnessing the advantages of highly innovative servers. By design, a range of application environments will benefit, including those optimized for industrial design and manufacturing, financial services, life sciences, government and education.

Intelligent Cluster solutions that integrate BladeCenter or iDataPlex servers can reduce power and cooling costs by up to 50 percent, while maximizing performance density, which is critical for HPC workloads.

Intelligent Cluster integrated HPC solutions include servers, storage and industry-leading OEM interconnects that are factory-integrated, fully tested and delivered to your door, ready to plug into your data center, all with a single point of contact for support.

Here are some quick Intelligent Cluster facts:

- Leading-edge technology with flexibility of choice
- High performance
- Energy and space efficient
- Easily deployed, operated, and maintained.

4

BladeCenter Product Quick Reference


What Is a BladeCenter Blade Server?

The term “blade server” refers to a thin, ultra-dense enclosure that houses microprocessors, memory, disk storage, networking, and other functions. Multiple blade servers are inserted into a standardized, rack-mounted, mechanical

box called a “chassis” like books are placed into a bookshelf. The resulting computer system is called a BladeCenter. The chassis is equipped with interconnecting midplanes (which provide the electrical connection between blades) and redundant components to achieve increased density, reduced electrical power requirements, higher reliability, and lower costs compared with other servers. Systems-management software helps with deployment, reprovisioning, updating, trouble-

MORE ON THE WEB

- [Overview of BladeCenter servers](#)




IBM BladeCenter: The right choice (6:55)

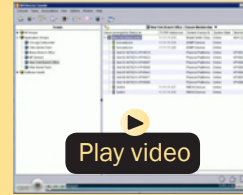




MORE ON THE WEB



*IBM BladeCenter
Video Library*



*IBM BladeCenter
Configuration Manager
Demo (4:46)*

shooting, etc., for local or remote configurations consisting of hundreds of server blades. Collectively, these characteristics are making the BladeCenter concept very popular in the marketplace.

The blade servers offered by IBM fall under the IBM BladeCenter name. BladeCenter is a broad platform that allows users to integrate and centrally manage a collection of servers, storage devices, and networking functions that collectively provide more computing power at a lower cost and in a smaller space (i.e., smaller footprint) than traditional server “box” approaches. To achieve this, BladeCenter uses a modular design packaged in high-density rack enclosures that employ techniques that enable using more-powerful microprocessors. You can quickly respond to changing workloads by re-purposing existing server blades or installing additional server blades in a “pay-as-you-grow” fashion.

IBM BladeCenter can help you implement new applications and functions affordably to address more and better business opportunities. With easily integrated IBM products providing



a highly secure and robust platform for information sharing, you can more easily attain a collaborative working environment, keep your business up and running, and attain high levels of business resiliency.

BladeCenter servers have four elements:

- Chassis—The mechanical enclosure that holds everything else, including various optional modules that fit into bays in the chassis to provide additional function. The chassis is designed to be installed in a rack.
- Modules—Components that are installed in hot-swap module bays provided in the BladeCenter chassis. These modules provide a number of common functions needed by the installed blades, the chassis, and the other modules. Modules include things like power supplies, systems-management modules, cooling fans, and network switches. IBM has published the specifications for the BladeCenter modules and options. This should result in a greater variety of options from a wider range of vendors than before.
- Blade servers—Processors, memory, and other circuitry packaged on a card that is installed in the chassis. The server blades used in BladeCenter are of three basic types: Intel/AMD processor-based, IBM POWER microprocessor-based, or Cell Broadband Engine-based.
- Expansion options—Cards installed in the blades that add function like additional network Ethernet attachments, fibre channel attachment, etc.



Chassis

In this section, we look at the chassis for the basic mechanical structure of a BladeCenter server.

BladeCenter S Chassis

The IBM BladeCenter S ([Figure C.1](#)) is the industry's first blade chassis uniquely designed for small and mid-size offices and distributed environments. Building in simplicity and economy, BladeCenter S is designed to get big IT results from the smallest IT staffs.

Small enough to sit under your desk, the new BladeCenter S chassis makes it easy and cost effective for small and mid-size businesses to obtain IT results at levels traditionally reserved for large enterprises. With six blade servers and shared storage capability, the chassis simply plugs into an average wall socket, helping eliminate the need to own and operate costly data centers. Within a single chassis, BladeCenter S supports virtually all of your applications, including those running on Microsoft Windows, IBM AIX, IBM i, and Linux—and integrates the hardware and software most used by mid-size businesses.


BladeCenter S is compatible with the BladeCenter family of products, helping provide investment protection and seamless growth. The new chassis shares many of the IBM BladeCenter blades and switches. Leveraging a single, compatible architecture can help you reduce costs and complexity, while helping deliver investment protection.



Specifications

Form factor	Rack/7U, high availability midplane
Blade bays	Up to six 1- or 2-processor, and up to three 4-processor
Disk bays	Up to 12 SAS, 12 Nearline SAS, or 12 SATA, or an intermix of the disks
Standard media	Optional DVD multi-burner accessible from each blade server
Switch modules	SAS, Gigabit Ethernet, Fibre Channel switch modules available
Power supply module	Up to 4 (hot-swap, autosensing, and redundant 950 W/1450 W with load balancing and failover capabilities)
Cooling modules	4 hot-swap and redundant blowers standard
Systems management	1 management module standard hardware
I/O ports	Keyboard, video, mouse, Ethernet, USB
Systems management	Open and easy systems management and trial deployment tools
Predictive failure analysis	Hard disk drives, processors, blowers, memory
Light path diagnostics	Blade server, processor, memory, power supplies, blowers, switch module, management module, hard disk drives, and expansion card
External storage	Support for IBM System Storage solutions (including DS and NAS family of products) and many widely adopted non-IBM storage offerings
Limited warranty	3-year customer-replaceable unit and on-site limited warranty

- [BladeCenter S chassis details on PartnerWorld](#)
- [BladeCenter S chassis details on IBM.com](#)
- [BladeCenter S chassis competitive info on COMP](#)
- [BladeCenter S configuration details](#)
- [BladeCenter S options](#)
- [BladeCenter S blog search](#)
- [BladeCenter S Twitter search](#)



IBM BladeCenter S—
Jim Hughes (6:55)

Figure C.1. IBM BladeCenter S chassis at a glance (and links to more detail).



Here are some quick BladeCenter S chassis facts:

- All in one—integrates servers, storage, networking, and I/O into a single chassis.
- No special wiring needed—uses standard office power plugs with 100–240V.
- Flexible modular technology—integrates a family of IBM blade servers supporting a wide range of operating systems and applications.
- Easy to deploy, use, and manage—allows you to focus on your business, not your IT.
- Helps build greener IT infrastructures—IBM Cool Blue technology delivers a portfolio of tools that help plan, manage, and control power and cooling.

BladeCenter E Chassis

IBM BladeCenter E ([Figure C.2](#)) delivers a powerful platform to meet these requirements; it integrates servers, storage, networking, and applications so organizations can build robust IT infrastructures. The result is a data center packed with more operating horsepower that leaves a small carbon footprint.


With its best-in-class energy-efficient design, BladeCenter E enables organizations to reduce power consumption without compromising processing performance. In fact, the system is up to 11 percent more efficient in power and cooling compared to the HP c-Class chassis to run the same configuration in the data center. With these power savings, an organization



Specifications

Form factor/height	Rack-mount chassis/7U
Blade bays	Up to 14
Switch modules	4 switch module bays
Power supply module	Up to four 2000 W or 2320 W (hot-swap and redundant with load-balancing and failover capabilities)
Cooling modules	2 hot-swap and redundant blowers standard
Standard media	Optional DVD multi-burner
Systems management hardware	1 Advanced Management Module standard; add an optional second module for redundancy
I/O ports	Keyboard, video, mouse, Ethernet, USB
Systems management software	Open and easy systems management and trial deployment tools
Light path diagnostics	Chassis has LEDs for power status, location, over temperature, information and status indicators on both front and back; In addition, power supplies, blade servers, management module, switch modules and blowers have light path diagnostics
External storage	Support for IBM System Storage solutions (including DS and Network Attached Storage (NAS) family of products) and many widely adopted non-IBM storage offerings
Limited warranty	3-year customer-replaceable unit and on-site limited warranty

- [BladeCenter E chassis details on PartnerWorld](#)
- [BladeCenter E chassis details on IBM.com](#)
- [BladeCenter E chassis Announcement Letter, Feb 06](#)
- [BladeCenter E chassis competitive info on COMP](#)
- [BladeCenter E configuration details](#)
- [BladeCenter E options](#)
- [BladeCenter E blog search](#)
- [BladeCenter E Twitter search](#)



IBM leadership with 8 Gb Fibre (2:39)

Figure C.2. IBM BladeCenter E chassis at a glance (and links to more detail).



can operate at full potential with lower energy costs—and can go green and save.

Here are some fast BladeCenter E facts:

- Maximizes productivity and minimizes power usage through energy-efficient design and innovative features
- Delivers extreme density and integration to ease data center space constraints
- Protects an organization's IT investment through IBM BladeCenter family longevity, compatibility, and innovation leadership in blades
- Supports the latest generation of IBM BladeCenter blades, providing investment protection
- Choice of 2000 W or 2320 W power supply to meet your IT infrastructure needs.

BladeCenter H Chassis

The BladeCenter H ([Figure C.3](#)) is a powerful platform built with the enterprise customer in mind, providing industry-leading performance, innovative architecture, and a solid foundation for virtualization. This next-generation chassis is a workhorse—it runs applications quickly and efficiently, enabling organizations to maximize their investment and succeed in a highly competitive market. The powerful BladeCenter H delivers the performance customers need to make informed decisions.



Specifications

Form factor/height	Rack-mount chassis/9U
Blade bays	Up to 14
Switch modules	Up to 4 traditional, up to 4 high-speed, and up to 4 bridge module bays Up to 4 hot-swap and redundant 2980 W ac high-efficiency power supplies with load-balancing and failover capabilities; Operating at 200-240 V
Power supply module	2 hot-swap and redundant blowers standard, additional fan packs on power supplies
Cooling modules	Advanced Management Module standard; add an optional Advanced Management Module for redundancy
Systems management hardware	USB-based keyboard, video, mouse (KVM), Ethernet, USB
I/O ports	2 USB connections and an optional DVD multi-burner
Media	Systems management and trial deployment tools
Systems management software	Internal storage, processors, blowers, memory
Predictive failure analysis	Blade server, processor, memory, power supplies, blowers, switch module, management module, internal storage and expansion card
Light path diagnostics	Support for IBM System Storage solutions (Including DS and NAS family of products) and many widely adopted non-IBM storage offerings
External storage	Three-year customer-replaceable unit and on-site limited warranty
Limited warranty	

- [BladeCenter H chassis details on PartnerWorld](#)
- [BladeCenter H chassis details on IBM.com](#)
- [BladeCenter H chassis competitive info on COMP](#)
- [BladeCenter H configuration details](#)
- [BladeCenter H options](#)
- [BladeCenter H blog search](#)
- [BladeCenter H Twitter search](#)

Figure C.3. IBM BladeCenter H chassis at a glance (and links to more detail).



With IBM Open Fabric Manager, BladeCenter H can help organizations run applications even more efficiently by delivering a flexible, open, and connected infrastructure. IBM continues to build on its reputation for helping customers find innovative IT solutions with BladeCenter H, which delivers even more capabilities to the BladeCenter family. The 9U chassis provides the standard BladeCenter functionalities with the added performance of high-speed I/O and the fastest blades.

Here are some fast BladeCenter H facts:

- Delivers high performance, energy efficiency, and versatility to run the most demanding applications in larger data centers
- Integrates new high-efficiency power supplies for leading energy efficiency
- Provides easy integration to promote innovation and help manage growth, complexity, and risk
- Protects your investment by being compatible with the entire IBM BladeCenter family
- Provides more than 12% greater performance per watt compared to the competition.

BladeCenter T Chassis

Designed to satisfy the rugged demands of the telecom industry, the BladeCenter T is NEBS 3/ETSI-compliant, compact, tough, flexible, and proven to meet the most stringent industry standards and testing ([Figure C.4](#)).



- [BladeCenter T chassis details on PartnerWorld](#)
- [BladeCenter T chassis details on IBM.com](#)
- [BladeCenter T chassis competitive info on COMP](#)
- [BladeCenter T \(8720\) configuration details](#)
- [BladeCenter T \(8730\) configuration details](#)
- [BladeCenter T \(8720\) options](#)
- [BladeCenter T \(8730\) options](#)
- [BladeCenter T blog search](#)
- [BladeCenter T Twitter search](#)

Figure C.4. IBM BladeCenter T chassis (and links to more detail).

BladeCenter T transforms the way telecommunication services and products are created, deployed, operated, and maintained. It marries the power, agility, innovation, and cost structures of enterprise computing with the ruggedness and



reliability demands of the telecom marketplace to launch the new era of on-demand, next-generation communications.

Here are some quick BladeCenter T chassis facts:

- A commercial off-the-shelf platform designed to help lower total cost of ownership and help accelerate new revenue-generation opportunities for telecommunications and service providers
- Innovative, modular design that delivers the reliability, flexibility, and performance density capable of supporting an IP-based, next-generation network application infrastructure integrating voice, data, and multimedia
- Integration of servers, I/O, storage, operating systems, and applications into a single, compact network platform that is ideal for deploying autonomic capabilities, enabling an on-demand operating environment.

BladeCenter HT Chassis

IBM BladeCenter HT ([Figure C.5](#)) is a telecommunications-optimized version of IBM BladeCenter H. It delivers outstanding core telecom network performance and high-speed connectivity (more than 1.2 Tbps of aggregate throughput on the backplane) to the BladeCenter family. It is uniquely designed to support end-to-end, next-generation-network (NGN) applications, spanning the control, transport, and service planes for telecommunications equipment manufacturers and service providers.



- [BladeCenter HT chassis details on PartnerWorld](#)
- [BladeCenter HT chassis details on IBM.com](#)
- [BladeCenter HT chassis competitive info on COMP](#)
- [BladeCenter HT \(8740\) configurations details](#)
- [BladeCenter HT \(8750\) configuration details](#)
- [BladeCenter HT \(8740\) options](#)
- [BladeCenter HT \(8750\) options](#)
- [BladeCenter HT blog search](#)
- [BladeCenter HT Twitter search](#)

Figure C.5. IBM BladeCenter HT chassis (and links to more detail).

Here are some quick BladeCenter HT chassis facts:

- With a design that delivers investment protection, IBM BladeCenter HT integrates the server blades, switches, networking, storage, I/O, and management platforms that are supported across the BladeCenter family



- Network infrastructure costs may be reduced with an open, standards-based, commercial off-the-shelf (COTS) platform supporting a large portfolio of world-class, next-generation network (NGN) solutions and applications
- Network infrastructure performance is increased with dual-core and quad-core Intel, AMD, and IBM POWER processor blades
- High-speed connectivity and throughput are dramatically increased with multi-terabit networking (more than 1.2 Tbps throughput on backplane) and 40 Gbps per blade server
- Network flexibility and interoperability are improved by bridging new services to control gateways supporting SS7, VoIP, legacy PSTN, WAN devices, and network interfaces with special-purpose telecommunications blades
- Network resources are efficiently consolidated while high scalability for NGN applications such as IPTV, VoD, and IMS are delivered, with higher port concentrations and 10 Gbps Ethernet network bandwidth
- Numerous operating systems and applications are supported, including Linux, Windows, AIX, and Sun Solaris 10—allowing you to choose the ones that best suit your needs in a single platform
- Certified testing by Underwriters Laboratories (UL) of the BladeCenter HT chassis is in progress, and when complete the BladeCenter HT chassis will be covered under a UL-certified NEBS Level 3/ETSI test report, which will be available for customer review



- Management tools integrated into BladeCenter help simplify administration and maximize the efficiency of network management staffs to help lower costs and improve control of the central office or data center (IBM Director)
- Flexibility and choice are increased with a single family of compatible systems, designed for deployment in a telecom central office or data center environment.

Blade Servers

Here we look at the different types of server blades that can be used in BladeCenter, which can be divided into three groups:

- x86 Blades—Intel Xeon and AMD Opteron blades
- POWER blades
- Cell/B.E. blades.

x86 Blades

These blade servers are based on x86 processors by Intel (those with an “HS” prefix) and AMD processors (those with an “LS” prefix).

HS12


The IBM BladeCenter HS12 ([Figure H.1](#)) is a uniprocessor blade that offers the same uptime and availability features as dual-processor servers—at a lower price.



Specifications

Processor (max)	Single- or Dual-Core Intel Xeon up to 3.0 GHz or Quad-Core Intel Xeon up to 2.83 GHz and up to 1333 MHz front-side bus
Number of processors (std/max)	1/1
Cache (max)	Up to 6 MB L2 shared (dual-core) or 2x6 MB L2 (quad-core)
Memory (max)	24 GB
Internal hard disk drives	Choice of hot-swap solid-state, hot-swap SAS, or non-hot-swap SATA HDDs (support for up to 3 hot-swap SAS drives with optional storage and I/O blade)
Maximum internal storage	293.6 GB
Network interface	Dual Gigabit Ethernet, up to 8 ports optional
I/O upgrade	1 PCI-Express expansion card connection and 1 PCI-Express high-speed connection
RAID support	Integrated RAID-0 or -1 standard on hot-swap models; optional hardware RAID-5 on SIO to protect critical data (select models)
Systems management	Integrated systems-management processor (BMC), UpdateXpress, Remote Deployment Manager, IBM Director, IBM Systems Director Active Energy Manager, ServerGuide 7.x, Scripting Toolkit 1.x
Operating systems	Red Hat Enterprise Linux, SUSE Linux Enterprise, Microsoft Windows Server, Windows Small Business Server, and IBM OS 4690
Limited warranty	1-year or 3-year customer-replaceable unit and on-site limited warranty

- [HS12 details on PartnerWorld](#)
- [HS12 details on IBM.com](#)
- [HS12 competitive info on COMP](#)
- [HS12 \(8014\) configuration details](#)
- [HS12 \(8028\) configuration details](#)
- [HS12 \(8014\) options](#)
- [HS12 \(8028\) options](#)
- [HS12 blog search](#)
- [HS12 Twitter search](#)



HS12 overview

Figure H.1. IBM BladeCenter HS12 at a glance (and links to more detail).



The HS12 combines power and easy integration to offer a flexible, low-cost option for small businesses, a wide choice of processors, and the same availability features found on dual-processor servers—so organizations can run their IT without investing in a data center.

Here are some quick HS12 facts:

- Provides similar performance, integration, and reliability as dual-processor servers, at a more affordable price point.
- Deploys quickly and manages tasks with no loss of uptime.
- Helps reduce power and cooling costs to boost data center efficiency.

HS22

The IBM BladeCenter HS22 ([Figure H.2](#)) offers flexible options to support a broad range of workloads, including virtualization and enterprise applications. Along with intuitive UEFI-based tools, the HS22 can be customized and deployed quickly while best-in-class reliability features help keep you up and running. Mix and match the HS22 with the industry's most diverse set of chassis and blades and that go beyond x86.

The HS22 provides outstanding performance with support for the latest Intel Xeon processors, high-speed I/O, and support for high memory capacity and fast memory throughput. The HS22 can run applications up to twice as fast compared to previous generation blades. In fact, you can run many applications faster than even competitor four-socket blades.

**Specifications**

Form factor	Single-wide (30 mm)
Processor (max)	Choice of 2 Intel Xeon 5600 series processors, up to 3.60 GHz
Number of processors (std/max)	1/2
Memory (max)	12 DDR-3 VLP DIMM slots (up to 192 GB of total memory capacity and memory speeds up to 1333 MHz) with memory sparing
Expansion slots	1 CIOv slot (standard PCIe daughter card) and 1 CFFh slot (high speed PCIe daughter card) for a total of 8 ports of I/O to each blade, including 4 ports of high-speed I/O
Disk bays (total/hot-swap)	2 hot-swap bays supporting SAS HDDs or solid-state drives
Maximum internal storage	Up to 1.0 TB total internal storage
Network interface	Virtual Fabric Adapter (10 GbE) ships integrated in some models Broadcom 5709S onboard NIC with dual Gigabit Ethernet ports with TOE
Hot-swap components	Internal storage bays
RAID support	RAID-0, -1 and -1E (optional RAID-5 with battery-backed cache)
Systems management	Unified Extensible Firmware Interface (UEFI), IBM Integrated Management Module (IMM), Predictive Failure Analysis, optional embedded hypervisor for virtualization, IBM Systems Director Active Energy Manager, light path diagnostics, IBM Systems Director and IBM ServerGuide
Operating systems	Microsoft Windows, Red Hat Enterprise Linux, SUSE Linux Enterprise, VMware, Oracle Solaris

- [HS22 details on PartnerWorld](#)
- [HS22 details on IBM.com](#)
- [HS22 competitive info on COMP](#)
- [HS22 configuration details](#)
- [GPU Expansion Blade](#)
- [HS22 options](#)
- [HS22 blog search](#)
- [HS22 Twitter search](#)

Figure H.2. IBM BladeCenter HS22 at a glance (and links to more detail).



The HS22 features an innovative mechanical design optimized for cooling capability to help keep the blade running smoothly even under demanding conditions. Combined with low-voltage components, the industry's most energy-efficient chassis, and robust power management tools, the HS22 helps control power consumption and maximize efficiency.

Select configurations of the HS22 are part of the IBM Express Advantage Portfolio designed to meet the needs of mid-size businesses. Easy to manage, Express models and configurations vary by country.

Here are some quick HS22 facts:

- Improve service with unparalleled RAS features and innovative management
- Reduce costs through increased performance, utilization, and efficiency
- Manage growth and reduce risk on a BladeCenter platform with proven stability.

HS22V

The IBM BladeCenter HS22V ([Figure H.3](#)) has been designed specifically for use in virtualized environments. With 18 DIMM slots supporting up to 288 GB of DDR3 memory, the HS22V allows you to fit more and larger virtual machines per blade. Durable solid-state drives and hardware RAID-0 and -1 provide outstanding reliability when virtualizing multiple workloads on a single blade. An embedded hypervisor enables easy deployment of industry-leading third-party virtualization solutions. Combine the HS22V with Virtual Fabric for IBM

**Specifications**

Form factor	Single-wide (30 mm)
Processor (max)	Choice of 2 Intel Xeon 5500 or 5600 series processors; supports advanced, standard, basic, and low voltage
Number of processors (std/max)	1/2
Cache (max)	At least 4 MB L3 cache (12 MB max)
Memory (max)	18 DDR-3 VLP DIMM slots (up to 288 GB of total memory capacity and memory speeds up to 1333 MHz) with memory sparing
Expansion slots	1 CIOv slot (standard PCIe daughter card) and 1 CFFh slot (high-speed PCIe daughter card) for a total of 8 ports of I/O to each blade, including 4 ports of high-speed I/O or 8 ports of virtual I/O using Virtual Fabric for IBM BladeCenter
Disk bays (total/hot-swap)	Up to two 1.8" solid-state drives (fixed)
Maximum internal storage	Up to 100 GB
Network interface	Virtual Fabric Adapter ships integrated in some models; Broadcom 5709S onboard NIC with dual Gigabit Ethernet ports with TOE
RAID support	RAID-0, -1, and -1E (optional RAID-5 with battery-backed cache)
Systems management	Unified Extensible Firmware Interface (UEFI), IBM Integrated Management Module, Predictive Failure Analysis, optional embedded hypervisor for virtualization, IBM Systems Director Active Energy Manager, light path diagnostics, IBM Systems Director, and IBM ServerGuide
Operating systems	Microsoft Windows, Red Hat Enterprise Linux, SUSE Linux Enterprise, VMware, Oracle Solaris
Limited warranty	3-year customer-replaceable unit and on-site limited warranty

- [HS22V details on PartnerWorld](#)
- [HS22V details on IBM.com](#)
- [HS22V competitive info on COMP](#)
- [HS22V configuration details](#)
- [HS22V options](#)
- [HS22V blog search](#)
- [HS22V Twitter search](#)



*IBM BladeCenter Presents:
Very short demos with Ned. (0:25)*

Figure H.3. IBM BladeCenter HS22V at a glance (and links to more detail).



BladeCenter for a flexible, easy, fast, and reliable I/O solution that helps reduce cost and complexity.

The HS22V provides outstanding performance with support for the latest Intel Xeon processors, support for maximum memory capacity, fast memory throughput, and high-speed I/O.

The HS22V offers a flexible, energy-smart design. The HS22V supports up to two 1.8-inch solid-state drives that consume significantly less power than traditional spinning hard disk drives. New enhanced power management capabilities assist in power planning for the data center while IBM Systems Director Active Energy Manager provides tracking, monitoring and measuring of energy usage.

Select configurations of the HS22V are part of the IBM Express Advantage Portfolio designed to meet the needs of mid-size businesses. Easy to manage, Express models and configurations vary by country.

Here are some quick HS22V facts:

- Outstanding performance for virtualization with maximum memory capacity and CPU performance
- Improve service with unparalleled RAS features and innovative management
- Manage growth and reduce risk on a BladeCenter platform with proven stability.

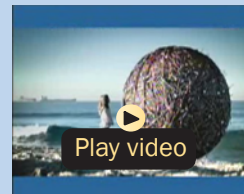
HX5

Going beyond the industry standards with unique innovations from fifth-generation IBM X-Architecture technology (eX5), the new IBM BladeCenter HX5 ([Figure H.4](#)) enables unprecedented performance and utilization in a blade form factor for

**Specifications**

Form factor/height	Single-wide (30 mm), double-wide (60 mm)
Processor (max)	Intel Xeon E7-4800 and E7-2800 processors; 6/8/10 cores, up to 2.67 GHz; Up to 2 processors per single-wide HX5; scalable to 4 processors
Number of processors (std/max)	1/2 (scalable to 4)
Cache (max)	Up to 30 MB per processor (10 core)
Memory (max)	16 DDR-3 VLP DIMM slots, capacity up to 256 GB, per single-wide HX5 (scalable up to 640 GB max, at speeds up to 1067 MHz, via 40 DIMM slots, using a MAX5 expansion blade)
Expansion slots	1 CIOv slot (standard PCIe daughter card) and one CFFh slot (high-speed PCIe daughter card) for a total of eight ports of I/O to each blade, including four ports of high-speed I/O; scalable up to 16 ports of I/O in 4-socket, double-wide form factor
Disk bays (total/hot-swap)	2 non-hot-swap bays supporting solid-state drives per single-wide HX5
Maximum internal storage	Up to 100 GB of solid-state storage per single-wide HX5 (with 50 GB SSDs)
Network interface	Broadcom 5709S onboard NIC with dual Gigabit Ethernet ports with TOE
RAID support	Optional RAID-0, -1, -1E
Systems management	Integrated systems management processor
Operating systems	Microsoft Windows, Red Hat Linux, SUSE Linux, VMware
Limited warranty	3-year customer replaceable unit and on-site limited warranty

- [HX5 details on PartnerWorld](#)
- [HX5 details on IBM.com](#)
- [HX5 competitive info on COMP](#)
- [HX5 configuration details](#)
- [HX5 options](#)
- [HX5 blog search](#)
- [HX5 Twitter search](#)



*IBM BladeCenter viral video
(1:15)*

Figure H.4. IBM BladeCenter HX5 at a glance (and links to more detail).



database and virtualization. With MAX5 scalability, the HX5 blade offers memory capacity of up to 320 GB—in a double-wide blade. The result is optimal server utilization with more virtual machines per system and larger and faster databases.

With MAX5, HX5 offers the most memory of any server in its class. Reduce software license costs by expanding memory capacity with MAX5 without purchasing additional processors.

Easy to own, manage, and upgrade with pay-as-you-grow expansion, the HX5 blade server helps protect your investments over the long term. Capabilities such as advanced light path diagnostics, error handling, and around-the-clock remote access management help simplify systems management and minimize downtime. Automatic node failover and QPI faildown help promote greater system uptime.

Flexible configurations make it easy to implement the right system. Get up and running up to four times faster by standardizing on a single platform for two- and four socket server needs. Harness the MAX5 module to boost memory without adding processors or software license costs.

Here are some quick HX5 facts:

- Provide optimal performance for your demanding virtualization and database applications
- Reduce qualification time by standardizing on the same system for two- and four-socket server needs
- Scale memory without adding CPUs or software licenses
- Get faster time to value by deploying workload-optimized systems.



POWER Blades

These blade servers use the IBM POWER family of processors.

PS700, PS701, and PS702 Express

The IBM BladeCenter PS700 ([Figure J.1](#)), PS701 ([Figure J.2](#)), and PS702 ([Figure J.3](#)) Express blade servers are built on the proven foundation of the IBM BladeCenter family of products—easy-to-use, integrated platforms with a high degree of deployment flexibility, energy efficiency, scalability, and manageability. They minimize complexity, improve efficiency, automate processes, reduce energy consumption, and scale easily: these are the benchmarks that matter on a smarter planet. They are the premier blades for 64-bit applications.

The POWER7 processor-based PS blades automatically optimize performance and capacity at either a system or virtual machine level and benefit from the new POWER7 processor, which contains innovative technologies that help maximize performance and optimize energy efficiency. They represent one of the most flexible and cost-efficient solutions for UNIX, i, and Linux deployments available in the market. Further enhanced by its ability to be installed in the same chassis with other IBM BladeCenter blade servers, the PS blades can deliver the rapid return on investment that clients and businesses demand.

Delivering on the promise for a highly dynamic infrastructure, the BladeCenter PS blades help in delivering superior business and IT services with agility and speed—all in a simple to manage highly efficient way. The PS700, PS701, and PS702 Express blades have been preconfigured and tested




PS702 PS700 PS701

Specifications

Form factor	Single-wide blade server for BladeCenter E, BladeCenter T, BladeCenter S, BladeCenter H, or BladeCenter HT chassis
Processor cores	Four 64-bit 3.0 GHz POWER7 cores with AltiVec SIMD and Hardware Decimal Floating-Point acceleration
Level 2 (L2) cache	256 KB per processor core
Level 3 (L3) cache	4 MB per processor core
Memory (std/max)	Base offering: 8 GB (2 x 4 GB); Express offering: 16 GB (4 x 4 GB), up to 64 GB maximum per blade, 8 DIMM slots, ECC IBM Chipkill DDR3 SDRAM running at 1066 MHz (4 GB DIMMs) 800 MHz (8 GB DIMMs)
Internal disk storage	Two 300 or 600 GB 2.5" Serial Attached SCSI (SAS) 10K rpm non-hot-swappable disk drive; No disk drive required on base offering
Networking	Integrated Virtual Ethernet adapter (IVE) Dual Gigabit and support for optional dual-gigabit Ethernet
I/O upgrade	One PCI-E CIOv Expansion Card & one PCI-E CFFh High Speed Expansion Card
Optional connectivity	1 and 10 Gbps Ethernet, 4 and 8 Gbps Fibre Channel, 4X InfiniBand, SAS Expansion
PowerVM	PowerVM Express Edition: Includes Virtual I/O Server (VIOS) with Integrated Virtualization Manager and PowerVM Lx86; PowerVM Standard Edition: Adds shared processor pools and micropartitioning; PowerVM Enterprise Edition: Adds active memory sharing and live partition mobility
Systems management	Integrated systems management processor, IBM Systems Director Active Energy Manager, light path diagnostics, Predictive Failure Analysis, Cluster Systems Management (CSM), Serial Over LAN, IPMI compliant
Operating systems	AIX V5.3 or later, AIX V6.1 or later, IBM i 6.1 or later, SUSE Linux Enterprise Server 10 for POWER (SLES10 SP3) or later, SLES11 SP1 or later, Red Hat Enterprise Linux 5.5 for POWER (RHEL5.5) or later, RHEL5.1 or later
High availability	IBM PowerHA family

- [PS700 Express details on PartnerWorld](#)
- [PS700 Express details on IBM.com](#)
- [PS700 Express competitive info on COMP](#)
- [PS700 blog search](#)
- [PS700 Twitter search](#)



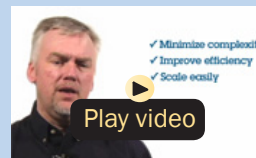
POWER7 Chip animation

Figure J.1. IBM BladeCenter PS700 Express at a glance (and links to more detail).

**Specifications**

Form factor	Single-wide blade server for BladeCenter S, BladeCenter H, or BladeCenter HT chassis
Processor cores	Eight 64-bit 3.0 GHz POWER7 cores with AltiVec SIMD and Hardware Decimal Floating-Point acceleration
Level 2 (L2) cache	256 KB per processor core
Level 3 (L3) cache	4 MB per processor core
Memory (std/max)	Base offering: 16 GB (4 x 4 GB); Express offering: 32 GB (4 x 8 GB), up to 128 GB maximum per blade, 16 DIMM slots, ECC IBM Chipkill DDR3 SDRAM running at 1066 MHz (4 GB DIMMs) 800 MHz (8 GB DIMMs)
Internal disk storage	One 300 or 600 GB 2.5" Serial Attached SCSI (SAS) 10K rpm non-hot-swappable disk drive; No disk drive required on base offering
Networking	Integrated Virtual Ethernet adapter (IVE) Dual Gigabit and support for optional dual-gigabit Ethernet
I/O upgrade	One PCI-E CIOv Expansion Card and one PCI-E CFFh High Speed Expansion Card
Optional connectivity	1 and 10 Gbps Ethernet, 4 and 8 Gbps Fibre Channel, 4X InfiniBand, SAS Expansion
PowerVM	PowerVM Express Edition: Includes Virtual I/O Server (VIOS) with Integrated Virtualization Manager and PowerVM Lx86; PowerVM Standard Edition: Adds shared processor pools and micropartitioning; PowerVM Enterprise Edition: Adds active memory sharing and live partition mobility
Systems management	Integrated systems management processor, IBM Systems Director Active Energy Manager, light path diagnostics, Predictive Failure Analysis, Cluster Systems Management (CSM), Serial Over LAN, IPMI compliant
Operating systems	AIX V5.3 or later, AIX V6.1 or later; IBM i 6.1 or later; SUSE Linux Enterprise Server 10 for POWER (SLES10 SP3) or later; SLES11 SP1 or later; Red Hat Enterprise Linux 5.5 for POWER (RHEL5.5) or later; RHEL6.1 or later
High availability	IBM PowerHA family

- [PS701 Express details on PartnerWorld](#)
- [PS701 Express details on IBM.com](#)
- [PS701 Express competitive info on COMP](#)
- [PS701 blog search](#)
- [PS701 Twitter search](#)



POWER7 Innovation

Figure J.2. IBM BladeCenter PS701 Express at a glance (and links to more detail).

**Specifications**

Form factor	Double-wide blade server for BladeCenter S, BladeCenter H, or BladeCenter HT chassis
Processor cores	Sixteen 64-bit 3.0 GHz POWER7 cores with AltiVec SIMD and Hardware Decimal Floating-Point acceleration
Level 2 (L2) cache	256 KB per processor core
Level 3 (L3) cache	4 MB per processor core
Memory (std/max)	Base offering: 32 GB (8 x 4 GB); Express offering: 64 GB (16 x 4 GB), up to 128 GB maximum per blade, 16 DIMM slots, ECC IBM Chipkill DDR3 SDRAM running at 1066 MHz (4 GB DIMMs) 800 MHz (8 GB DIMMs)
Internal disk storage	Two 300 or 600 GB 2.5" Serial Attached SCSI (SAS) 10K rpm non-hot-swappable disk drive; No disk drive required on base offering.
Networking	Integrated Virtual Ethernet adapter (IVE) Dual Gigabit and support for optional dual-gigabit Ethernet
I/O upgrade	Two PCI-E CIOv Expansion Card & two PCI-E CFFh High Speed Expansion Card
Optional connectivity	1 and 10 Gbps Ethernet, 4 and 8 Gbps Fibre Channel, 4X InfiniBand, SAS Expansion
PowerVM	PowerVM Express Edition: Includes Virtual I/O Server (VIOS) with Integrated Virtualization Manager and PowerVM Lx86; PowerVM Standard Edition: Adds shared processor pools and micropartitioning; PowerVM Enterprise Edition: Adds active memory sharing and live partition mobility
Systems management	Integrated systems management processor, IBM Systems Director Active Energy Manager, light path diagnostics, Predictive Failure Analysis, Cluster Systems Management (CSM), Serial Over LAN, IPMI compliant
Operating systems	AIX V5.3 or later, AIX V6.1 or later; IBM i 6.1 or later; SUSE Linux Enterprise Server 10 for POWER (SLES10 SP3) or later; SLES11 SP1 or later; Red Hat Enterprise Linux 5.5 for POWER (RHEL5.5) or later; RHEL5.1 or later
High availability	IBM PowerHA family

- [PS702 Express details on PartnerWorld](#)
- [PS702 Express details on IBM.com](#)
- [PS702 Express competitive info on COMP](#)
- [PS702 blog search](#)
- [PS702 Twitter search](#)

*POWER7 overview (German)***Figure J.3.** IBM BladeCenter PS702 Express at a glance (and links to more detail).



by IBM and are based on proven technology. Utilizing a 3.0 GHz 64-bit POWER7 processor and available in a four-core, eight-core, or sixteen-core configuration, they are optimized to achieve maximum performance for both the system and its virtual machines. Couple that performance with PowerVM and you are now enabled for massive workload consolidation to drive maximum system utilization, predictable performance, and cost efficiency.

Here are some quick PS700/701/702 facts:

- Consolidate on IBM BladeCenter Power Blades and virtualize applications to better utilize resources and amplify the already-significant advantages of BladeCenter efficiencies.
- Simplifies your deployment with flexible configurations that make it easy to implement the right system and the ability to run AIX, IBM i, and Linux operating systems simultaneously.
- Elegantly simple scalability, allows easy expansion and pay-as-you-grow flexibility for the utmost in investment protection, performance growth, and time to value.
- A secure, resilient infrastructure solution that helps drive cost down, reduces risk, improves energy efficiency, and enhances flexibility.

PS703 and PS704 Express

The IBM BladeCenter PS703 ([Figure J.4](#)) and PS704 ([Figure J.5](#)) Express are the premier blades for 64-bit applications. Minimize complexity, improve efficiency, automate processes, reduce energy consumption, and scale easily: these are the

**Specifications**

Form factor	Single-wide blade server for BladeCenter S, BladeCenter H, or BladeCenter HT chassis
Processor cores	Sixteen 64-bit 2.4 GHz POWER7 cores with AltiVec SIMD and Hardware Decimal Floating-Point acceleration
Level 2 (L2) cache	256 KB per processor core
Level 3 (L3) cache	4 MB per processor core
Memory (std/max)	Base offering: 16 GB (4 × 4 GB); Express offering: 32 GB (4 × 8 GB), up to 128 GB maximum per blade, 16 DIMM slots, ECC IBM Chipkill DDR3 SDRAM running at 1066 MHz (4 GB DIMMs) 1066 MHz (8 GB DIMMs)
Internal disk storage	One 300 or 600 GB 2.5" Serial Attached SCSI (SAS) 10K rpm non-hot-swappable disk drive or two 1.8" 177 GB Solid State Disks; No disk drive required on base offering
Networking	Integrated dual gigabit Ethernet ports; Virtualized ethernet provided by PowerVM VIOS
I/O upgrade	One PCI-E CIOv Expansion Card and one PCI-E CFFh High Speed Expansion Card
Optional connectivity	1 and 10 Gbps Ethernet, 4 and 8 Gbps Fibre Channel, 4X InfiniBand, SAS Expansion
PowerVM	PowerVM Express Edition: Supports 2 VMs/server and includes Virtual I/O Server (VIOS) and PowerVM Lx86 PowerVM Standard Edition: Scales to 10 VMs/core and adds suspend/resume and shared storage pools PowerVM Enterprise Edition: Adds active memory sharing and live partition mobility
Operating systems	AIX V5.3, V6.1, or AIX 7.1; IBM i 7.1 or 6.1.1; SUSE Linux Enterprise Server SLES11 SP1 or later; Red Hat Enterprise Linux 5.6 for POWER or later; RHEL6.0 or later
High availability	IBM PowerHA family

- [PS703 Express details on PartnerWorld](#)
- [PS703 Express details on IBM.com](#)
- [PS703 Express competitive info on COMP](#)
- [PS703 blog search](#)
- [PS703 Twitter search](#)

Figure J.4. IBM BladeCenter H with PS Blades, PS703 Express at a glance (and links to more detail).

**Specifications**

Form factor	Double-wide blade server for BladeCenter S, BladeCenter H, or BladeCenter HT chassis
Processor cores	Thirty two 64-bit 2.4 GHz POWER7 cores with AltiVec SIMD and Hardware Decimal Floating-Point acceleration
Level 2 (L2) cache	256 KB per processor core
Level 3 (L3) cache	4 MB per processor core
Memory (std/max)	Base offering: 32 GB (8 x 4 GB); Express offering: 64 GB (8 x 8 GB), up to 256 GB maximum, 32 DIMM slots, ECC IBM Chipkill DDR3 SDRAM running at 1066 MHz (4 GB DIMMs) 1066 MHz (8 GB DIMMs)
Internal disk storage	Two 300 or 600 GB GB 2.5" Serial Attached SCSI (SAS) 10K rpm non-hot-swappable disk drive or four 1.8" 177 GB Solid State Disks; No disk drive required on base offering
Networking	Integrated quad gigabit Ethernet ports; Virtualized ethernet provided by PowerVM VIOS
I/O upgrade	Two PCI-E CIOv Expansion Cards and two PCI-E CFFh High Speed Expansion Cards
Optional connectivity	1 and 10 Gbps Ethernet, 4 and 8 Gbps Fibre Channel, 4X InfiniBand, SAS Expansion
PowerVM	PowerVM Express Edition: Supports 2 VMs/server and includes Virtual I/O Server (VIOS) and PowerVM Lx86 PowerVM Standard Edition: Scales to 10 VMs/core and adds suspend/resume and shared storage pools PowerVM Enterprise Edition: Adds active memory sharing and live partition mobility
Operating systems	AIX V5.3, V6.1, or AIX 7.1; IBM i 7.1 or 6.1.1; SUSE Linux Enterprise Server SLES11 SP1 or later; Red Hat Enterprise Linux 5.6 for POWER or later; RHEL6.0 or later
High availability	IBM PowerHA family

- [PS704 Express details on PartnerWorld](#)
- [PS704 Express details on IBM.com](#)
- [PS704 Express competitive info on COMP](#)
- [PS704 blog search](#)
- [PS704 Twitter search](#)

Figure J.5. IBM BladeCenter PS704 Express at a glance (and links to more detail).



benchmarks that matter on a smarter planet. The new POWER7 processor-based PS blades automatically optimize performance and capacity at either a system or virtual machine level and benefit from the new POWER7 processor, which contains innovative technologies that help maximize performance and optimize energy efficiency. They represent one of the most flexible and cost-efficient solutions for UNIX, i, and Linux deployments available in the market. Further enhanced by their ability to be installed in the same chassis with other IBM BladeCenter blade servers, the PS blades can deliver the rapid return on investment that clients and businesses demand.

Delivering on the promise for a highly dynamic infrastructure, the BladeCenter PS blades help in delivering superior business and IT services with agility and speed—all in a simple to manage highly efficient way. The PS703 and PS704 Express blades have been preconfigured and tested by IBM and are based on proven technology. Utilizing a 2.4 GHz 64-bit POWER7 processor and available in 16-core or 32-core configuration, they are optimized to achieve maximum performance for both the system and its virtual machines. Couple that performance with PowerVM and you are now enabled for massive workload consolidation to drive maximum system utilization, predictable performance, and cost efficiency.

Here are some quick PS703/704 facts:

- Consolidate on IBM BladeCenter PowerBlades and virtualize applications to better utilize resources and amplify the already-significant advantages of BladeCenter efficiencies



- Simplifies your deployment with flexible configurations that make it easy to implement the right system and the ability to run AIX, IBMi, and Linux operating systems simultaneously
- Realize innovation with a flexible, scalable architecture that lets you choose the right solution for your dynamic business and delivers the utmost in investment protection, performance growth, and time to value
- A secure, resilient infrastructure solution that helps drive down costs, reduce risk, improve energy efficiency, and enhance flexibility.

JS12 Express


The IBM BladeCenter JS12 Express blade server ([Figure J.6](#)) is the perfect alternative to a traditional AIX, IBM i, or Linux rack-mount or tower server. The JS12 Express bladeserver, combined with a BladeCenter S chassis, provides exceptional value and expandability in an attractively packaged and highly efficient design. And, specifically for an office environment, this combination can reside in your office quietly, securely, and looking like it belongs with an acoustic treatment for quiet operation, a set of security doors to protect vital data and servers, and optional dust filtering to expand IT into virtually any environment. For small database and application serving, the BladeCenter JS12 Express blade server delivers great performance, expandability, and capacity to satisfy the needs of clients looking for an easy-to-use, integrated platform with a high degree of deployment flexibility, scalability, and manageability.



Specifications

Form factor	Single-wide blade server for BladeCenter E, BladeCenter S, BladeCenter H, BladeCenter HT, or BladeCenter T chassis
Processor cores	Two 64-bit 3.8 GHz POWER6 with AltiVec SIMD and hardware decimal floating-point acceleration
Level 2 (L2) cache	4 MB per processor core; 4-way set associative
Memory (std/max)	xBase/Express offering: 4 GB (2 x 2 GB); up to 64 GB maximum per blade, 8 DIMM slots, ECC Chipkill DDR2 SDRAM running at 667 MHz (2, 4 GB DIMMs) 400 MHz (8 GB DIMMs)
Internal disk storage	Zero to two 73, 146, or 300 GB 2.5" serial attached SCSI (SAS) 10K rpm disk drives; integrated RAID-0 or -1 standard on blade server with support for disk mirroring
Networking	Integrated Virtual Ethernet adapter (IVE) dual gigabit and support for optional dual gigabit Ethernet daughter card
I/O upgrade	Integrated PCI Express connector for high-speed expansion cards, integrated connector for legacy expansion cards
Optional connectivity	1 Gbps Ethernet Expansion Card, 4 Gbps Fibre Channel, 4X InfiniBand, iSCSI Expansion Card, SAS Expansion Card
PowerVM Standard Edition (built-in)	Virtual LAN, POWER Hypervisor, Micro-Partitioning, Virtual I/O Server with Integrated Virtualization Manager, shared dedicated capacity, shared processor pool, PowerVM Lx86
PowerVM Enterprise Edition (optional)	All the features of PowerVM Standard Edition plus Live Partition Mobility and Active Memory Sharing
Operating systems	AIX V5.3 or later; IBM i V6.1 or later; SUSE Linux Enterprise Server 10 for POWER (SLES10 SP2) or later; Red Hat Enterprise Linux 4.6 for POWER (RHEL4.6) or later; RHEL5.1 or later
High availability	IBM PowerHA family

- [JS12 Express details on PartnerWorld](#)
- [JS12 Express details on IBM.com](#)
- [JS12 Express competitive info on COMP](#)
- [JS12 blog search](#)
- [JS12 Twitter search](#)



JS12 overview

Figure J.6. IBM BladeCenter JS12 Express at a glance (and links to more detail).



Here are some quick JS12 facts:

- For replacing traditional UNIX, IBM i (formerly known as i5/OS) and Linux servers
- For small database and application serving
- For a complete business system with an integrated database and application server.

Cell/B.E. Blades

For many years, organizations have relied on performance gains from increasing clock speeds of “traditional” microprocessor architectures. However, in recent years this approach has been challenged by the physical limitations of semiconductors and by traditional processor architecture implementations. Issues with power consumption, heat dissipation, and memory latencies have led to diminishing returns on performance. High-performance computing (HPC) cluster applications such as digital content creation, digital video surveillance, electronic design automation, image and signal processing, financial algorithms, scientific research, and seismic processing may need a fundamentally new technology and approach to the system-level architecture to achieve the desired level of performance.

In this section we examine blade servers based on the Cell/B.E. processor designed to meet these needs by complementing systems based on traditional processors to accelerate parallel processing and streaming applications.



QS22

The IBM BladeCenter QS22 ([Figure Q.1](#)) is based on the innovative multi-core IBM PowerXCell 8i processor, a new-generation processor based on the Cell Broadband Engine (Cell/B.E.) Architecture. Offering extraordinary double-precision floating-point processing power, the QS22 can yield application results faster and with more fidelity. This can enable organizations to get information faster to facilitate important business decisions.

Part of the BladeCenter family of products, the QS22 is a high-performance blade that extends and deepens the IBM HPC solution portfolio by providing a new level of parallelism and performance to targeted workloads. The PowerXCell 8i multi-core processor architecture helps the QS22 accelerate key algorithms such as 3D rendering, compression, and encryption and enables companies to create and run highly visual, immersive, real-time applications. This performance offers significant potential benefit for even the most demanding applications used in aerospace and defense, health care, life sciences, petroleum exploration, financial markets, digital media, electronics, government, education, and other industries.

Here are some quick QS22 facts:


- Third-generation blade system based on an enhanced version of the Cell Broadband Engine Architecture
- IBM PowerXCell 8i processor, offering five times the double-precision performance of the previous Cell/B.E. processor
- High-performance blade solution for selected workloads



Specifications

Form factor	Single-wide blade server for BladeCenter
BladeCenter compatibility	BladeCenter H, HT, and S
Processors	3.2 GHz IBM PowerXCell 8i Processors
Number of processors	Two standard, each with one PPE core and eight enhanced double precision (eDP) SPE cores
L2 cache	512 KB per IBM PowerXCell 8i Processor, plus 256 KB of local store memory for each eDP SPE
Memory	Up to 32 GB (16 GB per processor)
Internal disk storage	Optional 8 GB flash drive
Optional external storage	BladeCenter boot disk system (1726-22B)
Networking	Dual Gigabit Ethernet
I/O upgrade	Serial attached SCSI (SAS) daughter card connected via PCI-X (CFFv) BladeCenter PCIe expansion unit (43W4391)
Optional connectivity	Dual-port DDR InfiniBand 4x HCA connected via PCI-Express (43W4423)
Operating systems	Red Hat Enterprise Linux
Warranty	3-year

- [QS22 details on PartnerWorld](#)
- [QS22 details on IBM.com](#)
- [QS22 competitive info on COMP](#)
- [QS22 blog search](#)
- [QS22 Twitter search](#)



QS22 commercial supercomputing
(1:45)

Figure Q.1. IBM BladeCenter QS22 at a glance (and links to more detail).



- Significant performance acceleration of target workloads such as rendering and medical imaging
- Up to 32 GB of processor memory.

BladeCenter Open Fabric (I/O)

In this section, we examine some options collectively called the BladeCenter Open Fabric. This is a portfolio of integrated server I/O that offers an open, high-performance, and comprehensive set of interconnects and smart-management tools to help run your business. Integrated across all blades, switches, and chassis, BladeCenter Open Fabric supports open standards and industry interoperability across five I/O fabrics, including Fibre Channel, InfiniBand, Ethernet, iSCSI, and serial attached SCSI (SAS), helping to simplify blade I/O management and deployment so you can concentrate on realizing innovation in your business.

BladeCenter Open Fabric Manager

IBM BladeCenter Open Fabric Manager is designed to help you manage growth and complexity by making it easy to manage I/O and network interconnects for up to 100 BladeCenter chassis—up to 1400 blade servers. BladeCenter Open Fabric Manager helps make blade deployment EASY: Once installed, the utility is resident in the Advanced Management Module (AMM) so you can preconfigure LAN and SAN connections. Thus, I/O con-


MORE ON THE WEB

- [BladeCenter Open Fabric info on IBM.com](#)



MORE ON THE WEB

- [BladeCenter Open Fabric Manager info on IBM](#)
- [BladeCenter Open Fabric Manager competitive info on COMP](#)
- [BladeCenter Open Fabric Manager blog search](#)
- [BladeCenter Open Fabric Manager Twitter search](#)
- [BladeCenter Open Fabric Manager on YouTube \(multiple videos\)](#)



*IBM BladeCenter
Open Fabric Manager
(Alex Yost) (4:50)*

nections are made automatically when you plug in a blade. And no special tools or training are required; just manage with the easy-to-use GUI. Clients can also purchase the optional Advanced version which enables automatic failover to a predefined spare blade pool, thereby maintaining a high-availability environment for mission-critical applications.

In contrast to typical competitive tools that support only a small number of proprietary blades and switches, BladeCenter Open Fabric Manager is OPEN and allows you to manage a wide range of industry Ethernet and Fibre Channel switches—Cisco, Nortel, Brocade, QLogic.

BladeCenter Open Fabric Manager is the right choice now and into the future. The software can even be deployed on existing hardware through a firmware upgrade, helping you protect your current BladeCenter investments and giving you the flexibility to deploy precisely the solution you need to help your business realize innovation.



Virtual Fabric

As the deployment of server virtualization technologies becomes more prevalent within data centers, more dynamic performance is needed to provide sufficient network I/O bandwidth to satisfy these demands. With Virtual Fabric, IBM can help you break the I/O bottleneck by allowing you to allocate bandwidth where needed, delivering maximum application agility. Offering a full range of virtualization and convergence capabilities, the same network hardware can act as Ethernet, iSCSI, or FCoE, and bandwidth can be allocated in increments from 100 Mb to 1 Gb. Choose the Emulex adapter and IBM BNT switch for advanced virtualization capabilities, or combine the Broadcom adapter with either of our Brocade or Cisco 10 Gb switches for general-purpose virtual fabric capabilities.

MORE ON THE WEB

- [Virtual Fabric info on IBM.com](#)

Here are some overall virtual fabric highlights:

- Full range of capabilities including Ethernet, iSCSI, and FCoE
- Virtualize any 10 Gb switch supporting multiple protocols through the switch-independent Virtual Fabric
- Quadruple the number of adapters by server, while reducing switch modules
- Get up to 8 virtual ports operating anywhere between 100 Mb and 10Gb
- Benefit from true line-rate 10 Gb performance.



Now let's look at some specific virtual fabric offerings for IBM BladeCenter.

BNT Virtual Fabric 10 Gb Switch Module

The BNT Virtual Fabric 10 Gb Switch Module for IBM BladeCenter offers the most bandwidth of any blade switch and represents the perfect migration platform for clients who are still at 1 Gb outside the chassis by seamlessly integrating in the existing 1 Gb infrastructure.

MORE ON THE WEB

- [BNT Virtual Fabric 10 Gb Switch Module Redbook info](#)
- [BNT Virtual Fabric 10 Gb Switch Module info on PartnerWorld](#)

This is the first 10 Gb switch for IBM BladeCenter that is convergence ready—able to transmit Converged Enhanced Ethernet (CEE) to a Fibre Channel over Ethernet (FCoE) capable top-of-rack switch. This feature will be available through a future firmware upgrade at no additional cost.

This offering will also work with BladeCenter Open Fabric Manager, providing all the benefits of I/O Virtualization at 10 Gb speeds.

Here are some quick BNT Virtual Fabric 10 Gb Switch Module facts:

- Single-wide high-speed switch module
- Fourteen internal auto-negotiating ports: 1 Gb or 10 Gb to the server blades
- Two internal full-duplex 100 Mbps ports connected to the management module



- Up to ten 10 Gb SFP+ ports (also designed to support 1 Gb SFP if required, flexibility of mixing 1 Gb/10 Gb)
- One 10/100/1000 Mb copper RJ-45 used for management or data
- Supports IBM Virtual Fabric for IBM BladeCenter.

QLogic Virtual Fabric Extension Module

IBM was among the first to deliver Fibre Channel over Ethernet across System x and BladeCenter, and this new module takes this a step further by offering clients I/O convergence inside the chassis. Clients using the BNT 10-port 10 Gb Ethernet Switch

Module for their LAN traffic can now com-

MORE ON THE WEB

- [QLogic Virtual Fabric Extension Module Redbook info](#)
- [QLogic Virtual Fabric Extension Module info on PartnerWorld](#)

bine it with this module and a Converged Network Adapter such as the QLogic 2-port 10 Gb CNA to converge their LAN and SAN on a single network.

Emulex 10 GbE Virtual Fabric Adapter II/Advanced II

The Emulex 10 GbE Virtual Fabric Adapter II and Emulex 10 GbE Virtual Fabric Adapter Advanced II are enhancements to the existing IBM BladeCenter Virtual Fabric portfolio. These adapters allow IBM clients to simplify their I/O infrastructure by reducing the number of switches needed inside the chassis. The Emulex 10 GbE Virtual Fabric Adapter II is a dual-port 10 Gb Ethernet card that supports 1 Gbps or 10 Gbps traffic, or up to eight virtual NIC (vNIC) devices.



The virtual NICs are configured to meet the client's mix of network connectivity and throughput demands for today's complex server application environments. Each physical 10 Gbps port can be divided into four virtual ports with bandwidth allocation in 100 Mbps increments to the maximum 10 Gbps per physical port. The Emulex 10 GbE Virtual Fabric Adapter II Advanced adds FCoE and iSCSI hardware initiator functionality.

MORE ON THE WEB

- [Emulex 10 GbE Virtual Fabric Adapter II Redbook info](#)
- [Emulex 10 GbE Virtual Fabric Adapter II info on PartnerWorld](#)

The Emulex 10 GbE Virtual Fabric Adapter II supports the BNT Virtual Fabric 10 Gb Switch Module in IBM Virtual Fabric Mode. A firmware update is planned that will enable this card to function in Switch Independent Mode with other IBM BladeCenter 10 GbE switch offerings from Cisco and Brocade, and the 10 Gb Ethernet Pass-Thru Module for IBM BladeCenter.

Emulex 10 GbE Virtual Fabric Adapter/Advanced

The Emulex 10 GbE Virtual Fabric Adapter for IBM BladeCenter is a dual-port 10 Gb Ethernet card that supports 1 Gbps or 10 Gbps traffic, or up to eight virtual NIC devices. The virtual NICs are configured to meet the client's mix of network connectivity and throughput demands for today's complex server application environments.


MORE ON THE WEB

- [Emulex 10 GbE Virtual Fabric Adapter Redbook info](#)
- [Emulex 10 GbE Virtual Fabric Adapter info on PartnerWorld](#)



MORE ON THE WEB

- [Brocade Converged 10 GbE Switch Module Redbook info](#)
- [Brocade Converged 10 GbE Switch Module info on PartnerWorld](#)



Brocade Converged 10 GbE Switch Module overview (2:43)

Brocade Converged 10 GbE Switch Module

The Brocade Converged 10 GbE Switch Module and Brocade 2-Port 10 Gb Converged Network Adapter are part of a leading Converged Ethernet solution for IBM BladeCenter that offers Fibre Channel investment protection, maximum bandwidth and performance, and simplicity in a converged environment. The Brocade Converged 10 GbE Switch Module also features Dynamic Ports on Demand capability through the Port Upgrade Key. This capability allows you to enable any combination of Fibre Channel and Ethernet ports based on your infrastructure requirements, and to experience Converged Ethernet benefits without significant investment.

Broadcom 2-port 10 Gb Virtual Fabric Adapter

The Broadcom 2-port 10 Gb Virtual Fabric Adapter for IBM BladeCenter is a part of IBM's comprehensive networking portfolio of 1 GbE and 10 GbE adapters and delivers industry-leading performance and scalability per watt, reducing re-



quirements for power and cooling. Protocol offloads enable efficient use of computing resources, support more virtual machines per CPU, and reduce the number of servers re-

MORE ON THE WEB

- [Brocade 2-port 10 Gb Virtual Fabric Adapter Redbook info](#)
- [Broadcom 2-port 10 Gb Virtual Fabric Adapter](#)

quired to support data center demands. These adapters allow IBM clients to simplify their I/O infrastructure by reducing the number of switches needed inside the chassis.

Ethernet Switch Modules

Here we look at the switch modules that allow BladeCenter to participate in an Ethernet network.

10 Gb Ethernet Pass-Thru Module

The 10 Gb Ethernet Pass-Thru Module for IBM BladeCenter is ideal for clients looking to enable end-to-end non-blocking 10 Gb setup within the chassis. This device supports both Ethernet and

MORE ON THE WEB

- [10 Gb Ethernet Pass-Thru Module Redbook](#)
- [10 Gb Ethernet Pass-Thru Module info on PartnerWorld](#)
- [Ethernet I/O info on IBM.com](#)

Converged Enhanced Ethernet (CEE) packets, which allows clients to connect a BladeCenter Chassis to an FCoE-capable top-of-rack switch.

The fourteen 10 Gb uplink ports are based on optical SFP+ technology to offer the highest performance while maintain-



ing industry-standard connectivity. This offering will also work with BladeCenter Open Fabric Manager, providing all the benefits of I/O Virtualization at 10 Gb speeds.

Here are some quick 10 Gb Ethernet Pass-Thru Module facts:

- Single-wide high-speed switch module
- Fourteen internal 10 Gb ports to the server blades (no auto-negotiation)
- Up to fourteen 10 Gb SFP+ uplink ports (SFP+ modules not included)
- Support for SR, LR, and DAC copper cables
- Direct one-to-one mappings of external and internal ports (no configuration required).

BNT Layer 2/3 Copper and Fiber Gigabit Ethernet Switch Module

The BNT Layer 2/3 Switch offers all the switching features in a BladeCenter chassis at a competitive price. This switch is offered in two versions: Copper and Fiber. These versions provide reliability and flexibility and meet all the stringent requirements of both enterprise and telecom environments.

Here are some quick BNT Layer 2/3 Copper and Fiber Gigabit Ethernet Switch Module facts:

- Fourteen internal full-duplex Gigabit ports
- Two internal full-duplex 10/100 Mbps ports
- Copper switch: Six 1000BASE-T copper RJ-45 connections



MORE ON THE WEB

- [BNT Layer 2/3 Copper/Fiber Gigabit Ethernet Switch Module Redbook info](#)
- [BNT Layer 2/3 Copper/Fiber Gigabit Ethernet Switch Module info on PartnerWorld](#)
- [Ethernet I/O info on IBM.com](#)

- Fiber switch: Six 1000BASE-SX SFP transceiver-based LC fiber connections
- Autosensing 10/1000/1000 Mbps external Ethernet ports for bandwidth optimization
- Nonblocking architecture with wire-speed forwarding of traffic.

BNT Layer 2-7 Gigabit Ethernet Switch Module

BLADE Network Technologies (BNT) offers a Layer 2-7 Gigabit Ethernet Switch Module, which enables you to consolidate full Layer 2-7 LAN switching capabilities into IBM BladeCenter. Consolidation flattens the topology of the data center infrastructure and reduces the number of discrete devices, management consoles, and manufacturers that you have to deal with. And the L2-7 Switch Module includes advanced security, high availability, and performance features, further reducing the need for discrete function-specific appliances. The result is dramatic simplification of the data center infrastructure, which translates into faster performance, higher availability, greater scalability, stronger security, simplified management, and lower TCO.



MORE ON THE WEB

- [BNT Layer 2-7 Gigabit Ethernet Switch Module info on PartnerWorld](#)
- [Ethernet I/O info on IBM.com](#)

Here are some quick BNT Layer 2-7 facts:

- Improved application availability and boosted application performance
- Increased application and server scalability
- Enhanced application and server security
- Simplified server deployment and management
- Reduced data center total cost of ownership (TCO).

Cisco Catalyst Switch Module 3012

The Cisco Catalyst Switch Module 3012 for IBM BladeCenter represents the next-generation networking solution for blade server environments. Built on the market-leading Cisco hardware and Cisco IOS Software, the Cisco Catalyst Switch Module 3012 is engineered with unique technologies specifically

MORE ON THE WEB

- [Cisco Catalyst Switch Module 3012 info on PartnerWorld](#)
- [Cisco Catalyst Switch Module 3012 info on IBM.com](#)
- [Ethernet I/O info on IBM.com](#)

designed to meet the rigors of blade server-based application infrastructure for the small or mid-size enterprise.



Here are some quick 3012 facts:

- Cisco Catalyst Switch Module 3012 provides four external 1 Gb ports and 14 internal 1 Gb ports
- Operates in a standard I/O module bay across all chassis types
- Cisco Catalyst Switch Module 3012 is fully compatible with Open Fabric Manager—enabled for I/O virtualization with no changes required in switch module during installation or after blade replacement or failover
- Layer 2 and basic Layer 3 switching (static routing and RIP) is supported
- Cisco Catalyst Switch Module 3012 offers common management with external Cisco switches via IOS Command Line Interface and CiscoWorks LAN Management Solution.

Cisco Catalyst Switch Modules 3110G and 3110X

The Cisco Catalyst Switch Modules 3110G and 3110X represent the next-generation networking solution for blade server environments. Built on the market-leading Cisco hardware and Cisco IOS Software, the Cisco Catalyst Switch Module 3110 is engineered with unique technologies specifically designed to meet the rigors of blade server-based application infrastructure. Specifically, the switch is designed to deliver scaleable, high-performance, highly resilient connectivity while supporting ongoing IT initiatives to reduce server infrastructure complexity and total cost of ownership (TCO).



MORE ON THE WEB

- [Cisco Catalyst Switch Modules 3110G/3110X info on PartnerWorld](#)
- [Cisco Catalyst Switch Module 3110G info on IBM.com](#)
- [Cisco Catalyst Switch Module 3110X info on IBM.com](#)
- [Ethernet I/O info on IBM.com](#)

Here are some quick 3110G and 3110X facts:

- Cisco Catalyst Switch Module 3110G provides four external 1 Gb ports and 14 internal 1 Gb ports
- Cisco Catalyst Switch Module 3110X provides one external 10 Gb uplink port and 14 internal 1 Gb ports
- Both are perfect for large enterprises where Cisco's VBS technology enables rack-level link consolidation and switch management
- Both are fully compatible with Open Fabric Manager—enabled for I/O virtualization with no changes required in switch module during installation or after server blade replacement or failover
- The base switch supports Layer 2 and basic Layer 3 switching; IP Services S/W upgrade enables OSPF and BGP routing; Advanced I/P Services S/W upgrade enables IPv6n
- Cisco Catalyst Switch Module 3110G and Module 3110X operate in standard I/O module bay across BladeCenter E, H, T, and HT chassis types



- Separately available are two optional S/W keys for the Cisco Catalyst 3110 switch modules.

Intelligent Copper Pass-Thru Module

The Intelligent Copper Pass-Thru Module (ICPM) is designed for those IT organizations that wish to deploy their IBM BladeCenter servers directly into their existing networking infrastructure and that require line rate performance. The ICPM provides many additional functions not available on the older IBM Copper Pass-Thru Module (CPM) and is supported in all BladeCenter chassis and the Multi-Switch Interconnect Module (MSIM). The ICPM is designed to exploit management capabilities of the management modules or advanced management modules (MM/AMM).

MORE ON THE WEB

- [Copper Pass-Thru info on PartnerWorld](#)
- [Ethernet I/O info on IBM.com](#)

The moment a cable is plugged into the uplink ports of the ICPM and the upstream switch, the ICPM automatically negotiates the best connection to the upstream switch with no further action required. Unlike the older IBM CPM, which used fan-out cables that were limited 3-meter lengths, the ICPM is designed to use standard Ethernet cables with lengths up to 100 meters to connect to upstream networking equipment. And instead of using three fan-out cables, the ICPM's uplink ports use 14 separate Ethernet cables, which reduces the impact of any single cable failure.



Here are some quick Intelligent Copper Pass-Thru Module facts:

- Ideal for clients whose applications require 100 percent line rate performance
- Easy to install and does not require any networking knowledge
- Compatible with Serial over LAN (SoL) and secure Concurrent KVM
- Fully compatible with BladeCenter Open Fabric Manager.

BNT 1/10 Gb Uplink Ethernet Switch Module

The BladeCenter Network Technology (BNT) 1/10 Gb Uplink Ethernet Switch Module for IBM BladeCenter is an innovative switch designed to meet the growing bandwidth needs of our clients. Today, while our clients look to implement

MORE ON THE WEB

- [Nortel BNT 1/10 Gb Ethernet Switch info on PartnerWorld](#)
- [Ethernet I/O info on IBM.com](#)

solutions to meet their current 1 Gb requirements, they also need a way to migrate easily to 10 Gb. This switch provides investment protection and future proofing since it supports both 1 Gb and 10 Gb ports concurrently.

Here are some quick BNT 1/10 Gb Uplink Ethernet Switch Module facts:

- Includes six 1 Gb and three 10 Gb Ethernet Uplinks for unmatched upstream bandwidth



- Supported in all five IBM BladeCenter chassis in addition to Multi-Switch Interconnect Module (MSIM) for IBM BladeCenter and IBM BladeCenter HT
- Designed for extreme lower-power consumption
- Full Ethernet Layer 2/3 functionality comes standard.

Server Connectivity Module for IBM BladeCenter

As small and mid-size businesses try to squeeze more value from their IT systems and onsite networking skills, the Server Connectivity Module for IBM BladeCenter delivers a range of capabilities in scalable, flexible configurations. An intuitive graphical user interface (GUI) and integrated management software make this module affordable and simple for IT administrators to deploy, manage, and maintain—delivering more value with fewer resources. And the networking features of the Server Connectivity Module have been designed to prevent an improperly configured device from disrupting the network infrastructure, helping enable critical system up-time and uninterrupted operation.

Here are some quick facts about this module:

- Serves the needs of small and mid-size business customers

MORE ON THE WEB

- [Server Connectivity Module for IBM BladeCenter info on PartnerWorld](#)
- [Ethernet I/O info on IBM.com](#)



- Easy to install, configure, and manage through an easy-to-use browser-based interface
- Ideal for environments where a separation between the server and networking domains is preferred.

Cisco Nexus 4001I Switch Module for IBM BladeCenter

The Cisco Nexus 4001I Switch Module for IBM BladeCenter is an end-to-end 10 Gb switch that offers a high-performance, low-latency solution that seamlessly integrates with other Cisco Nexus family products. An optional upgrade license key enables easy transition to FCoE. Clients considering Fibre Channel over Ethernet as a fabric-consolidation solution can implement a 10 Gb Ethernet infrastructure as the basis of the solution. The solution uses FCoE between the converged network adapter (CNA) in each server and a top-of-rack (TOR) switch such as the Cisco Nexus 5000 Series, with the Cisco Nexus 4001I blade switch at the access layer between them.

With this solution, clients gain most of the cost savings from the use of fewer adapters, cables, and switch ports. The FCoE connection between the CNA and the 4001I and 5000 Series switches will carry both Fibre Channel and Ethernet traffic on a single link. The Cisco Nexus 5000 Series switch will then separate LAN and Ethernet traffic to the Cisco Nexus 7000 Series switch upstream and SAN traffic to the Cisco MDS 9000 Family switch upstream.

MORE ON THE WEB

- [Cisco Nexus 4001I info on PartnerWorld](#)
- [Cisco Nexus 4001I info on IBM.com](#)
- [Cisco Nexus 4001I Redbook](#)



Here are some quick facts about this module:

- Twenty ports of 10 Gb (14 internal and 6 external) bandwidth
- Supported on High Speed Chassis (H/HT), all multi-switch interconnect modules and compatible with BladeCenter Open Fabric Manager
- Common Nexus CLI and Web-based management tool.

Fibre Channel Switch Modules

This section covers switch modules that allow for the attachment of BladeCenter to fibre storage area networks.

Cisco 4 Gb 10- and 20-port Fibre Channel

These latest Fibre Channel switching options integrate an enterprise fabric into the BladeCenter architecture, providing high-bandwidth connectivity. They offer high-performance, highly available storage area networks (SANs) at a competitive price, and are easy to set up and integrate into core or edge SAN configurations.

Here are some quick Cisco 4 Gb 10- and 20-port Fibre Channel Switch facts:

- Enables high-performance end-to-end 1, 2, and 4 Gigabits-per-second SAN solutions for the data center
- Affordable 10-port and 20-port offerings available for small, medium, and large enterprise business needs
- Exciting addition to the Cisco Ethernet and MDS family of products



MORE ON THE WEB

- [Cisco 4 Gb 10 and 20-port Fibre Channel Switch info on PartnerWorld](#)
- [Cisco 4 Gb 10 and 20-port Fibre Channel Switch info on IBM.com](#)

- Includes Tivoli SAN manager enhancements to better manage MDS9000 with integrated IBM SAN Volume Controller
- Ten-port upgrade available for on-demand scaling to a 20-port switch
- Cisco SFPs are required:
 - Long-wave 41Y8600
 - Short-wave 41Y8598
 - Short-wave 4-pack 41Y8596.

Brocade 10- and 20-port 8 Gbps SAN Switch Modules

The Brocade Enterprise 10-port and 20-port 8 Gbps SAN Switch Modules for IBM BladeCenter deliver embedded Fibre Channel switching with the industry's fastest Fibre Channel throughput performance (8 Gb). These two switches have almost the same features and functions except for the number of activated ports: the 10-port switch has 10 activated ports, and the 20-port switch has 20 activated ports.

Here are some quick Brocade 8 Gbps SAN Switch facts:

- Six external auto-sensing Fibre Channel ports (2 Gbps, 4 Gbps, or 8 Gbps for 8 Gb SFP+ transceivers) operate at a maximum speed of 8 Gbps



MORE ON THE WEB

- [Brocade 10 and 20-port 8 Gbp SAN Switch info on PartnerWorld](#)
- [Brocade 10 and 20-port 8 Gbp SAN Switch info on IBM.com](#)
- [Brocade 10 and 20-port 8 Gbp SAN Switch Redbook](#)

- Fourteen internal Fibre Channel ports operate as F_ports (fabric ports) at 2 Gbps, 4 Gbps, or 8 Gbps, depending on FC expansion cards installed into blades
- Ten-port model with 10 Dynamic Ports-On-Demand (DPODs) can be activated in any combination of internal and external ports.
- High-availability features include hot-pluggable design, non-disruptive software upgrades, automatic path failover, and power-on self-test diagnostics and status reporting
- Aggregate Fibre Channel I/O bandwidth: 48 Gbps (6 external ports at 8 Gbps line rate)
- External ports can operate as F_ports (fabric ports), FL_ports (fabric loop ports), or E_ports (expansion ports) when in full FC switch mode; when in Brocade Access Gateway mode, the external ports operate as NPIV-enabled N_Ports
- Fabric latency of 0.74 μ sec ensures the fastest response and access time to data for critical applications and servers
- Full 8 Gbps operations are supported at distances up to 129 km and up to 1036 km at 1 Gbps.



MORE ON THE WEB

- [QLogic Intelligent 8 Gb Pass-Thru Fibre Channel Module info on PartnerWorld](#)
- [Fibre Channel Switch info on IBM.com](#)

QLogic Intelligent 8 Gb Pass-Thru Fibre Channel Module

The QLogic Intelligent 8 Gb Pass-Thru Fibre Channel Module for IBM BladeCenter provides double the throughput of the 4 Gb module described above. It provides an alternative to the traditional optical pass-thru module with six external 8 Gb ports. It is supported across all BladeCenter chassis and multi-switch interconnect modules.

QLogic 20-port 8 Gb SAN Switch Module

The QLogic 20-port 8 Gb SAN Switch Module for IBM BladeCenter offers double the throughput of the 4 Gb version described above. It enables

MORE ON THE WEB

- [QLogic 20-port 8 Gb SAN Switch Module info on PartnerWorld](#)
- [Fibre Channel Switch info on IBM.com](#)

high-performance

2, 4, and 8 gigabits-per-second SAN solutions and provides interoperability in open mode leveraging standards-compliant (FC-SW2 & FC-SW3) SANs. This 20-port switch module is supported on BladeCenter E, H, T, and HT chassis and multi-switch interconnect modules.



InfiniBand Switch Modules

InfiniBand is recognized as an industry-standard fabric for creating clusters that address high-performance computing (HPC) requirements such as those found in scientific, technical, and financial applications. The InfiniBand high-bandwidth fabric permits high-speed interconnection between cluster servers to enable fast performance. In this section, we cover a module that allows BladeCenter to participate with Infiniband.

Voltaire 40 Gb InfiniBand Switch Module

The Voltaire 40 Gb InfiniBand Switch Module for BladeCenter provides InfiniBand QDR connectivity between the server platform's high-performance blade servers and external InfiniBand fabrics in non-blocking designs, all on a single device. Voltaire's high-speed module also accommodates performance-

MORE ON THE WEB

- [Voltaire 40 Gb InfiniBand Switch Redbook Technote](#)
- [Voltaire 40 Gb InfiniBand Switch info on PartnerWorld](#)

optimized fabric designs utilizing a single BladeCenter chassis or stacking multiple BladeCenter chassis without requiring an external InfiniBand switch.

The InfiniBand Switch Module offers 14 Gb ports, one to each server, and 16 ports out of the chassis per switch. This solution offers a no-compromise, congestion-free solution to meet even the most performance-hungry applications.

Here are some quick Voltaire 40 Gb InfiniBand Switch facts:

- Full QDR rate InfiniBand switching



- Based on the Infiniscale-IV device
- Up to 40 Gbps performance for clusters and grids (bidirectional)
- Hot-swap support, with soft start and current limiting
- Bay address and presence support.

SAS I/O

In this section, we look at the SAS (serial attached SCSI) I/O family of switches that enable BladeCenter to leverage storage that provides unprecedented performance and ease of use.

BladeCenter S SAS RAID Controller Module

IBM BladeCenter is the industry's premier server portfolio, and it has been helping clients simplify IT, making it easier to deploy, own, and manage servers, storage, and IO. IBM is extending that promise by making available the IBM BladeCenter S SAS RAID Controller Module. Quite simply, the SAS RAID Controller Module can enable the benefits of a SAN right inside the BladeCenter S chassis.

The IBM BladeCenter S SAS RAID Controller Module is an innovative approach to efficient IT. Rather than manage RAID at several adapters, the SAS RAID Controller consolidates this function at the switch level, simplifying management and minimizing costs. Combine this with the ability to deliver RAID 0, 1, 0+1, and 5 while also allowing shared storage for up to six blade servers, the SAS RAID Controller Module is



MORE ON THE WEB

- [BladeCenter S SAS RAID Controller Module info on PartnerWorld](#)
- [BladeCenter S SAS RAID Controller Module info on IBM.com](#)

the only slide-in way to get your SAN up and running in no time.

Here are some quick SAS RAID Controller Module facts:

- Enhanced domain knowledge and function in Microsoft application monitors
- Improved problem determination by combining data from multiple Microsoft application monitors
- Automated Microsoft business practices
- Integration of data and events with other Tivoli Enterprise Portal (TEP)-based solutions from IBM Tivoli Composite Application Manager (ITCAM), ITM, and OMEGAMON, which allows comprehensive management of your business applications.

SAS Connectivity Module

The IBM BladeCenter SAS Connectivity Module is a high-performance 3 Gbps SAS based pass-thru module that enables broad storage functionality for all BladeCenter chassis.

Here are some quick SAS Connectivity Module facts:

- Enables up to twelve 3.5-inch SAS or SATA disks in BladeCenter S using the Disk Storage Module (DSM)



- Enables use of entry storage products such as IBM System Storage DS3200 with BladeCenter chassis
- Two switches to enable fully redundant capability in BladeCenter chassis
- High-performance, fully duplex, 3 Gbps speeds.

MORE ON THE WEB

- [SAS Connectivity Module info on PartnerWorld](#)
- [SAS Connectivity Module info on IBM.com](#)

5

System Networking

The combination of powerful systems for virtualization and converged networks will greatly optimize data center efficiency. However, it requires a closer collaboration in the entire solution stack, including network switching. For years, IBM has been a trusted vendor for enterprise-class servers, and we are now pleased to offer a broad range of networking switches.

MORE ON THE WEB

- [Overview of all IBM System Networking on IBM.com](#)

System Networking Basics

Networking is an essential element in a dynamic infrastructure and an integral part of the strategy to reduce costs, improve services, and manage risk. Organizations must continue to focus on server and storage hardware optimization, technology enhancements, service management improvement, security, resiliency, and integration projects between IT and extended business assets. However, it is important to realize that the network is essential to support these initiatives and to ensure that the maximum benefit is derived.





Five important trends are reshaping today's data center networks:

1. Expanding system virtualization (e.g., VMware, Microsoft's Hyper-V, Xen, and KVM): Organizations of all sizes are enhancing their IT agility through the use of cloud-service architectures to enable rapid deployment of new services and to support rapid growth in any particular service. Additionally, organizations are improving their return on their IT investments through the use of virtualization to support server consolidation. It has been estimated that, in distributed computing environments, up to 85 percent of computing capacity sits idle. Server virtualization and consolidation, however, also consolidates network traffic, resulting in very different network traffic characteristics—driving up bandwidth requirements, starting at the server adapters, and continuing through network access and into the network core.
2. Increasing virtual machine (VM) mobility: Once virtualized systems have been implemented, it is only natural to want to take advantage of VM-mobility capabilities (such as VMware's VMotion) for higher service availability and performance. Because of the way IP routing protocols work, however, in order for a VM to successfully move from one system to another, both systems must be on the same IP "subnet," driving the need for fundamental changes to data center network designs—also called "flatter" networks. In addition, however, many organizations use virtual LANs (VLANs), access control lists (ACLs), and quality of service (QoS) settings in the network to enforce systems security and improve service performance. Consequently, when a VM moves, the network



must be “VM aware” in order to move those network settings along with it.

3. Growth in distributed application models: Network traffic to and from transaction-based applications historically flowed into the data center directly to the server that would respond to the transaction and the response would flow straight back to the requester (often called “north/south” traffic). With today’s distributed application environments such as Web services, service oriented architectures, and scale-out application environments, however, a single request can result in many sub-requests flowing back and forth between back-end systems (“east/west” traffic). It has been estimated that today 80 percent or more of data center traffic is east/west traffic. And, because that traffic is between computing systems, the overall responsiveness of the IT service is extremely sensitive to network latency. Consequently, in order to deliver satisfactory IT services, organizations must focus on very-low-latency switching at the server network edge switches.
4. Pressure to support network convergence: Storage networks have grown to where the costs of running separate networks are significant—and an attractive target for IT operational cost-cutting initiatives. Likewise, “lossless” Ethernet technologies (e.g., data center bridging standards) are getting to the point that they can provide a viable converged alternative to separate storage and data networks. And, with the pressures to increase bandwidths—for both storage and data network—being driven by virtualization and consolidation, storage and data network convergence seems inevitable.



Network upgrades, particularly for the server network edge switches, will be required in order to deliver those lossless Ethernet capabilities.

5. Increasing energy costs and constraints: Data center energy costs are significant and, in some cases, constraints on available power have prevented organizations from meeting growing IT service requirements. It has been estimated that networking equipment uses about one-sixth of a data center's overall power requirements, making energy efficiency a key requirement for all new networking equipment. In addition, many data centers are adopting "hot-aisle/cold-aisle" layouts in order to improve cooling efficiency; consequently, it is important to ensure that the air flow of networking switches matches that of the rest of the systems in the rack.

Seeing that those trends all intersect at the data-center server-access switches and recognizing that those switches can either facilitate or inhibit success in responding to those trends, IBM has made a significant investment in its

MORE ON THE WEB

- [System networking info on PartnerWorld](#)
- [System networking info on IBM.com](#)
- [System networking Sales Kit](#)

System Networking portfolio. IBM offers:

- A portfolio of server-access switches (from our BLADE Network Technologies acquisition) with 1 Gb, 10 Gb, and 40 Gb Ethernet, delivering:
 - Substantially better price/performance



- Virtual Machine awareness through VMready technology
- Low-latency
- Lossless Ethernet support
- Industry-leading energy efficiency
- Data center core and wide-area network access switches
- Switches supporting Fiber Channel Over Ethernet and connectivity to the leading Fiber Channel SANs
- Campus networking switches with robust support for Power Over Ethernet (for devices such as IP telephones, wireless access points, and security cameras).

System Networking Product Quick Reference

IBM System Networking enables an open approach to data center networking, ensuring that clients can implement smarter computing solutions using best-in-class networking equipment. In this section, we will explore the IBM System Networking portfolio of switches and routers.

IBM BNT Switches

In October 2010, IBM acquired BLADE Network Technologies (BNT) to bring speed and intelligence to the network edge through IBM System Networking. In this section, we will take a look at the resulting switches.



VMready

VMready is switch-resident software that reduces the complexity of configuring and managing virtual machines throughout the network, making it VM-Aware. The network can be configured and managed for thousands of virtual ports (v-ports), rather than just a few physical ports, without manual intervention.

MORE ON THE WEB

- [VMready info on PartnerWorld](#)
- [VMready info on IBM.com](#)

With VMready, as VMs migrate across physical hosts, so do their network attributes automatically. VMready allows you to manage virtual machines as they are added, moved, and removed, while retaining the same ACLs, QoS, and VLAN attributes. VMready allows for a “define once, use many” configuration that evolves as the server and network topologies evolve.

VMready works with all virtualization products, including VMware, Microsoft’s Hyper-V, Xen, and KVM, without modification of Virtual Machine Hypervisors or Guest operating systems. Virtual Vision enables network virtualization between data centers.

Rack Switches

Data centers can standardize on a unified and affordable rack-level, or top of rack, network infrastructure to provision and scale out Web 2.0 environments, high-performance clusters, and virtualized data centers. IBM’s Ethernet RackSwitch family is designed to bring speed and intelligence to the edge of your network; where it’s closer to your business, users,



and innovations. IBM's top of rack products are lossless, low latency, and low power.

BNT RackSwitches are virtual—providing rack-level virtualization of networking interfaces for a rack full of server and storage systems—decoupling the scaling of networking and computing capacity via on-switch VMready software. VMready enables the movement of virtual machines—providing matching movement of VLAN assignments, ACLs, and other networking and security settings. VMready works with all leading VM providers (VMware, Citrix Xen, Microsoft, etc.).

BNT RackSwitches are cool—implementing a choice of directional cooling to maximize data center layout and provisioning. Its superior air-flow design complements the hot-aisle and cold-aisle data center cooling model.

BNT RackSwitches are easy—with server-oriented provisioning via point-and-click management interfaces, along with the optional BLADEHarmony Manager software package for updating large groups of switches.

BNT RackSwitches are designed with line-rate throughput and low latency less than 2 microseconds.

IBM BNT RackSwitch G8000

The IBM BNT RackSwitch G8000 ([Figure B.1](#)) is an Ethernet switch specifically designed for the data center, providing a virtual, cooler, and easier network solution.

Here are some quick G8000 facts:

- 44 x 1 GbE RJ45 ports, four 1 GbE SFP ports, and up to four optional 10 GbE SFP+ or CX4 ports



- [G8000 info on PartnerWorld](#)
- [G8000 info on IBM.com](#)

Figure B.1. IBM BNT RackSwitch G8000 (and links to more detail).

- The G8000 has server-like rear-to-front (G8000R) or front-to-rear (G8000F, G8000DC) airflow models, allowing for significant savings in cooling costs
- Low 120 W power draw and variable speed fans help reduce power consumption; DC power model is also available
- Simplified configuration with an Industry-Standard Command Line Interface (IS CLI, very similar to the CLI used with Cisco switches)
- System virtualization support—VMready automatically detects virtual machine movement from one physical server to another.

IBM BNT RackSwitch G8052

The IBM BNT RackSwitch G8052 ([Figure B.2](#)) is an Ethernet switch specifically designed for the data center, providing a virtual, cool, and easy network solution.

Here are some quick G8052 facts:

- 48 × 1 GbE RJ45 ports and four standard 10 GbE SFP+ ports



- [G8052 info on PartnerWorld](#)
- [G8052 info on IBM.com](#)

Figure B.2. IBM BNT RackSwitch G8052 (and links to more detail).

- Choice of airflow direction, allowing for significant savings in cooling costs
- Low 130 W power rating with hot-swap power supplies and variable speed fans help reduce power consumption
- Network virtualization—VMready automatically detects virtual machine movement from one physical server to another.

IBM BNT RackSwitch G8124

The IBM BNT RackSwitch G8124 ([Figure B.3](#)) is a 10 Giga-bit Ethernet switch specifically designed for the data center, providing a virtual, cooler, and easier network solution. The G8124 offers 24 10 Gigabit Ethernet ports in a high-density, 1U footprint. Designed with top performance in mind, the RackSwitch G8124 provides line-rate, high-bandwidth switching, filtering, and traffic queuing without delaying data and large data-center grade buffers to keep traffic moving.

The G8124 also supports Virtual Fabric, which allows for the carving up of a physical NIC into two to eight virtual NICs (vNICs) and creates a virtual pipe between the adapter and



- [G8124 info on PartnerWorld](#)
- [G8124 info on IBM.com](#)

Figure B.3. IBM BNT RackSwitch G8124 (and links to more detail).

the switch for improved performance, availability, and security, while reducing cost and complexity. The G8124 supports the newest protocols—including Data Center Bridging/ Converged Enhanced Ethernet (DCB/CEE) for support of Fibre Channel over Ethernet (FCoE) and iSCSI.

Here are some quick G8124 facts:

- 24 SFP+ ports that operate at 10 Gigabit or 1 Gigabit Ethernet speeds
- Optimal for high-performance computing and applications requiring high bandwidth and low latency
- All ports are non-blocking 10 Gigabit Ethernet with deterministic latency of 680 nanoseconds
- VMready helps reduce configuration complexity and improves security levels in virtualized environments
- Virtual Fabric capability allows for the carving up of a physical NIC into multiple virtual NICs



- G8124E models are equipped with enhanced processing and memory to improve performance for larger layer 3 networks, at the aggregation layer, high-end multicast applications, and rapid failover.

IBM BNT RackSwitch G8264

The IBM BNT RackSwitch G8264 ([Figure B.4](#)) is a 10 and 40 Gigabit Ethernet (GbE) switch specifically designed for the data center, providing speed, intelligence, and interoperability on a proven platform.

The RackSwitch G8264 offers the flexibility to use breakout cables in the 40 GbE ports supporting up to 64x10 GbE ports in a small 1U footprint. Designed with top performance in mind, the RackSwitch G8264 provides line-rate, high-bandwidth switching, filtering, and traffic queuing without delaying data. Large data center grade buffers keep traffic moving. Hot swap redundant power and fans along with numerous high availability features enable the RackSwitch G8264 to be available for business-sensitive traffic.



- [G8264 info on PartnerWorld](#)
- [G8264 info on IBM.com](#)

Figure B.4. IBM BNT RackSwitch G8264 (and links to more detail).



The low latency offered by the RackSwitch G8264 makes it ideal for latency-sensitive applications such as high performance computing clusters and financial applications. The G8264 supports the newest protocols—including Data Center Bridging/Converged Enhanced Ethernet (DCB/CEE) for support of Fibre Channel over Ethernet (FCoE) and iSCSI.

Here are some quick G8264 facts:

- Optimized for applications requiring high bandwidth and low latency
- Up to 64 1 Gb/10 Gb SFP+ ports in a 1U form factor
- Future-proofed with four 40 Gb QSFP+ ports
- 1.28 Tbps non-blocking throughput and sub 1.1 microseconds latency.

b-Type Ethernet Switches and Routers

Brocade acquired Foundry Networks in late 2008—bringing a line of low-cost, high-port-density, and high-performance Ethernet switches to the Brocade product set. IBM has partnered with Brocade for our IBM b-type portfolio—Brocade switches and routers with the IBM warranty and support that you have come to trust. An important strength of these products is that their Command Line Interface (CLI) is very similar to those of Cisco switches—easing the introduction of IBM b-type switches into existing Cisco environments.

Additionally, the idea of a single, converged, infrastructure (or “fabric”) for both storage and Ethernet—a single high-speed infrastructure, a single set of management tools, and



a single support team—is compelling for many customers. A key challenge is that interoperability among storage networks is limited (more so than in data networking) by vendor-proprietary technologies. You will minimize the potential for problems by going with a convergence solution from your storage networking vendor—and Brocade has greater than 50 percent market share in storage networking. (A large part of the remaining share belongs to Cisco, so also check out our Cisco Nexus products discussed below.)

g-series Ethernet Switches

IBM b-type g-series Ethernet access switches ([Figure B.5](#)) provide enterprise organizations with a flexible and feature-rich solution for building a secure and converged network edge. The switches support 48x 1 GbE RJ45 ports including 4x 1 GbE SFP combination ports. The B48G is upgradeable with two 10 GbE uplink ports to consolidate connections into the enterprise aggregation point, campus LANs, or metro area networks. The B50G comes with 2x 10 GbE CX4 stacking ports, providing the flexibility of a “pay-as-you-grow” architecture.

Both models enable a converged solution for vital network applications such as VoIP, wireless access, WebTV, video surveillance, building management systems, triple play (voice + video + data) services, and remote video kiosks in a cost-effective, high-performance, compact design. Support for the IEEE 802.1AB LLDP and ANSI TIA 1057 LLDP-MED standards enables organizations to deploy interoperable, multi-vendor solutions for unified communications. Configuring IP endpoints, such as VoIP stations, can be a complex task requiring manual and time-consuming configuration.



- [g-series info on PartnerWorld](#)
- [g-series info on IBM.com](#)

Figure B.5. IBM g-series Ethernet switches (and links to more detail).

Here are some quick Ethernet switch b-type g-series facts:

- Compact 48-port 10/100/1000 Mbps access switches are field upgradeable to support Class 3 Power over Ethernet (PoE) providing 15.4 watts of power per port
- Full IPv4 Layer 2 switching capabilities facilitate network resiliency
- Base Layer 3 capabilities enable routed topologies to the network edge; supported features include: RIP v1/v2 route announcement, static IP routes, virtual and routed interfaces, DHCP relay, and VRRP
- Helps optimize network traffic with Layer 2 multicast support
- Available edge Layer 3 upgrade extends routing to the network edge



- B50G model features advanced Iron Stack stacking technology over 2x 10 GbE CX4 ports, allowing up to eight systems to be stacked and managed as a single virtual chassis
- Highly available, hot-swappable, N+1 load-sharing AC power supplies
- Advanced suite of security capabilities, including ACLs, MAC filters, TCP SYN and ICMP denial of service (DoS) protection, Spanning Tree Protocol BPDU guard, root guard, unicast, broadcast and multicast rate limiting, 802.1X authentication, and enhanced lawful intercept features.

c-series Ethernet Switches

The IBM b-type c-series Ethernet switches ([Figure B.6](#)) are a family of compact 1 RU, multi-service edge/aggregation switches with a powerful set of capabilities combining performance with rich functionality at the network edge. These switches offer network planners a broad set of high-performance Layer 2, IPv4 unicast, and multicast capabilities in the same device.

b-type c-series Ethernet switches are designed to meet the challenges of large data centers and campus environments by providing a broad set of features, including wire speed performance, deep packet buffers (64 MB per 24-port 1 GbE or 2-port 10 GbE group), and low latency in a compact 1U form factor. To ensure a robust and scalable switching infrastructure, a wide variety of Spanning Tree Protocols are supported including SSTP, RSTP, MSTP, and PVST/PVST+ compatibility.



Here are some quick Ethernet b-type c-series facts:

- Compact 1 RU IP/MPLS/VRF-capable switch that is purpose-built for a large data center and advanced carrier Ethernet applications
- Wire-speed, non-blocking performance in all models
- Available 24-port and 48-port configurations in both 100/1000 MbE SFP (HybridFiber) and 10/100/1000 MbE RJ-45 configurations to suit versatile access/aggregation deployment
- Full Layer 2 switching capabilities facilitate network resiliency
- Base Layer 3 capabilities enable routed topologies to the network edge
- Available Full Layer 3 or Metro Edge upgrade enables maximum scalability or deployment into metro networks



- [c-series info on PartnerWorld](#)
- [c-series info on IBM.com](#)

Figure B.6. IBM c-series Ethernet switches (and links to more detail).



- MEF 9 and MEF 14 certified, with comprehensive operations, administration, and maintenance (OAM) capabilities based on IEEE 802.1ag-2007 and MEF Service OAM Framework.

y-series Ethernet Switches

IBM Ethernet Switch B24Y (4002BY2), B48Y (4002BY4), and B24Y (4002CY2) provide new levels of performance, scalability, and flexibility required to support today's dynamic network infrastructures ([Figure B.7](#)). Featuring advanced capabilities, these switches deliver performance and intelligence to the network access layer in a compact 1 RU form factor, helping reduce infrastructure and administrative costs.

Available in 24-port and 48-port models, these wire-speed and non-blocking switches are available with Power over Ethernet Plus (PoE+) to deliver up to 30 watts of power to edge devices, enabling next-generation campus applications. PoE+ models can utilize built-in 16 Gbps stacking ports, enabling organizations to stack up to eight switches into a single logical switch with up to 384 ports. These features enable progressive, scalable growth within an enterprise campus environment.

Here are some quick y-series facts:

- Convergence ready—power next-generation devices through a single cable with high-bandwidth data delivery
- Highly flexible—pay-as-you-grow expansion utilizing Iron-Stack technology delivers a 384-port logical switch
- Proven reliability—tested for interoperability with IBM systems technology



- [y-series info on PartnerWorld](#)
- [y-series info on IBM.com](#)

Figure B.7. IBM b-type y-series Ethernet switches are offered in 24-port and 48-port stackable models for robust growth.

- Simplified deployment—increase operational efficiency with industry-standard CLI and automated management tools
- Fully featured—includes Layer 3 routing functionality with no additional licensing required
- Superior scalability—supports higher numbers of routes, addresses, and VLANs compared to products in class.

x-Series Ethernet Switch B24X

The IBM b-type Ethernet Switch B24X ([Figure B.8](#)) is a compact, high-performance, high-availability, and high-density 1 RU switch specifically designed for mission-critical data centers and HPC requirements. This switch provides 24 10/1 GbE (SFP+) ports plus four 10/100/1000 MbE (RJ45) ports of connectivity in an ultra-low-latency, cut-through, non-blocking architecture.



This switch is an ideal cost-effective solution for server or compute-node connectivity. It can support 1 GbE servers until they are upgraded to 10 GbE-capable network interface cards (NICs), simplifying migration to 10 GbE server farms. In addition, the switch can be positioned as a 10 GbE aggregation switch behind 1 GbE access switches.

Here are some quick Ethernet Switch b-type x-series facts:

- A 1U, high-density top-of-rack data center switch for 10 GbE server access and aggregation with 24 10 GbE/1 GbE dual-speed (SFP+) ports plus four 10/100/1000 Megabit Ethernet (MbE) (RJ45) ports
- Flexibility to mix 10 GbE and 1 GbE servers, protecting investments and streamlining migration to 10 GbE-capable server farms
- Wire-speed performance with an ultra-low-latency, cut-through, non-blocking architecture that is ideal for HPC environments



- [x-series info on PartnerWorld](#)
- [x-series info on IBM.com](#)

Figure B.8. IBM Ethernet Switch x-series (and links to more detail).



- Highly efficient power and cooling with front-to-back airflow, automatic fan speed adjustment, and use of SFP+ and direct attached SFP+copper (Twinax) for maximum flexibility
- High availability with redundant, load-sharing, hot-swappable, auto-sensing/switching power supplies, and silent triple-fan assembly
- End-to-end quality of service (QoS) with hardware-based marking, queuing, and congestion management
- Embedded per-port sFlow capabilities to support scalable hardware-based traffic monitoring
- Can also be purchased with 24 Converged Enhanced Ethernet (CEE) ports concurrently active at 10 Gbps link speeds and optional activation of eight 8 Gbps Fibre Channel (FC) ports for a lower entry cost.

Converged Switch B32

The IBM b-type Converged Switch B32 ([Figure B.9](#)) is designed to provide outstanding performance with a reliable platform that helps reduce cabling complexity, equipment acquisition costs, and operational costs associated with space, power consumption, and cooling. This multi-protocol top-of-rack switch features excellent space efficiency and low power consumption, leading the way toward a “greener” data center.

The B32 features eight 8 Gbps FC ports along with 24 CEE ports with 10 Gbps link speeds. The CEE ports are capable of transporting both FC storage area network (SAN) data and



Ethernet LAN traffic—eliminating the need for separate SAN and LAN adapters and cables.

Here are some quick Converged Switch B32 facts:

- Outstanding performance with eight Fibre Channel (FC) ports concurrently active at 8 Gigabits per second (Gbps) and 24 Converged Enhanced Ethernet (CEE) ports concurrently active at 10 Gbps link speeds
- High density design with 32 ports in a 1U enclosure
- “Green” energy efficiency significantly reduces power consumption while generating less heat
- Enterprise-class availability features such as hot-swappable, redundant, and integrated fan and power supply assemblies
- Streamlines management by utilizing IBM System Storage Data Centre Fabric Manager (DCFM) and extensions for FCoE and CEE.



- [Converged Switch info on PartnerWorld](#)
- [Converged Switch info on IBM.com](#)

Figure B.9. IBM b-type Converged Switch B32 (and links to more detail).



s-series Ethernet Switches B08S and B16S

IBM b-type s-series Ethernet switches ([Figure B.10](#)) meet today's demanding requirements to protect, optimize, and grow the enterprise from basic connectivity to much higher levels of intelligent service-based infrastructures, providing even greater value to organizations. A highly dense, resilient, and flexible architecture allows scaling up to 384 10/100/1000 Mbps Class 3 (15.4 watts) PoE capable ports or 36 ports of high-speed 10 GbE.

Designed to extend control from the network edge to the backbone, the switches provide intelligent network services, including superior quality of service (QoS), predictable performance, advanced security, comprehensive management, and integrated resiliency. A common operating system and shared interface and power supply modules between the Ethernet Switch B08S and B16S help reduce the cost of ownership by minimizing operational expenses and improving return on investment (ROI).

Here are some quick Ethernet Switch b-type s-series facts:

- Optimized for total network convergence, supports industry-leading auto-detecting IEEE 802.3af class 1, 2, and (up to 15.4 watts) Power over Ethernet (PoE) interfaces
- Wire-speed, scalable, low-latency 10 Gigabit Ethernet (GbE) support along with advanced quality of service (QoS) ideal to carry the widest varieties of application traffic
- Highly available and resilient 1+1 management, fabric, and N+1 power architecture helps enable critical business continuity



- [s-series info on PartnerWorld](#)
- [s-series info on IBM.com](#)

Figure B.10. IBM Ethernet s-series switches (and links to more detail).

- Robust PoE auto-detection enables support for PoE and non-PoE devices along with auto-configuration of VoIP endpoints to simplify device deployment
- Full Layer 2 switching capabilities facilitate network resiliency
- Base Layer 3 capabilities enable routed topologies to the network edge
- Helps optimize network traffic with Layer 2 multicast support
- Available Full Layer 3 and IPv6 options ensure maximum scalability for future network growth.



r-series Ethernet Switches

IBM r-series Ethernet switches ([Figure B.11](#)) are available in three chassis models, allow network designers to standardize on a single product family for end-of-row, aggregation, and backbone switching, and are ideal for data center and enterprise deployment. In addition, the switches, with their high-density and compact design, are an ideal solution for high-performance computing (HPC) environments, Internet exchanges, and Internet service providers (IXPs and ISPs) where non-blocking, high-density Ethernet switches are needed.

These switches enable network designers to deploy an Ethernet infrastructure that addresses today's requirements with a scalable architecture designed to support network growth and evolution. The switches incorporate the latest advances in switch architecture, system resilience, quality of service, and switch security in a family of modular chassis setting leading industry benchmarks for price-performance, reliability, scalability, and TCO.

Here are some quick Ethernet switch b-type r-series facts:

- 4, 8, and 16-slot high-capacity modular switches for end-of-row, aggregation, and core switching in data centers, large enterprises, HPC, IXP, and ISP networks
- Powerful suite of unicast and multicast IPv4 and IPv6 protocol support
- Interchangeable half-height line modules reduce sparing costs, TCO, and provide cost-effective modular growth



- Highly density chassis design supports up to 512 10 GbE or 1536 wire-speed 1 GbE ports in a single 32-slot chassis
- High availability design features redundant and hot-pluggable hardware, hitless Layer 2 software upgrades, and graceful BGP (Border Gateway Protocol) and OSPF (Open Shortest Path First) restart
- Advanced non-blocking Clos fabric features adaptive self-routing with graceful system degradation in the event of two or more module failures
- End-to-end QoS (quality of service) supported with hardware based honoring and marking and congestion management
- Scalable hardware-based IP routing to 512,000 IPv4 routes per line module



- [r-series info on PartnerWorld](#)
- [r-series info on IBM.com](#)

Figure B.11. IBM Ethernet r-series switches (and links to more detail).



- High-capacity 80 Gbps cross-module link aggregation supports high-bandwidth inter-switch trunking
- Embedded sFlow per port supports scalable hardware-based traffic monitoring across all switch ports without impacting performance.

m-series Ethernet/IP Routers

IBM b-type m-series Ethernet routers ([Figure B.12](#)) provide high port density with up to 128 10 GbE, 1536 1 GbE, or 256 OC-12/48 ports in a single system with either 4-, 8-, 16-, or 32-slot configurations. This series of switching routers offers a rich set of high-performance IPv4, IPv6, multiprotocol label switching (MPLS) and multi-virtual routing and forwarding (VRF) capabilities as well as advanced Layer 2 switching to address the diverse needs of environments ranging from large enterprises, data centers, government networks, education and research networks, high performance computing, and metro networks to ISPs.

Designed to enable reliable converged infrastructures and support mission-critical applications, the m-series features an advanced N+1 redundant switch fabric architecture designed for very high availability, even in the case of a switch fabric card failure. The redundant fabric architecture is complemented by comprehensive hardware redundancy for the management modules, power supplies, and cooling system.

Here are some quick Ethernet Router b-type m-series facts:

- Up to 10 Gb/second Ethernet routing and switching with a variety of capacities and interface options to meet the expanding needs of high-end enterprises and service providers



- Designed for low power consumption and efficient heat dissipation
- Provides wire-speed performance for IP/MPLS routing and switching combined with advanced packet processing and traffic management capabilities
- High port density and compact size yields significant savings for network operators, including savings on power, cooling, and rack space costs
- Full IPv4 and IPv6 Layer 2 and Full Layer 3 capabilities for maximum deployment performance and versatility.



- [m-series info on PartnerWorld](#)
- [m-series info on IBM.com](#)

Figure B.12. IBM m-series Ethernet/IP routers (and links to more detail).



j-type Ethernet Switches and Routers

Juniper has a strong heritage in the high-end Internet Service Provider router market, and has expanded into enterprise networking. IBM partnered with Juniper for our IBM j-type networking offerings.

Many organizations are attracted to the idea of a single-vendor (usually Cisco) network, but the promise of “single vendor” is often different from the reality. For example, by adding Cisco Nexus switches to an existing Cisco network, you’ll be adding a different “operating system,” NX-OS, to maintain and operate—along with the existing Cisco-based IOS versions currently in the network. One of the key Juniper (IBM j-type) value propositions is its use of a single, consistent operating system, called JUNOS, across all of the routing and switching products—one maintenance stream and one user interface. This can make it worthwhile to consider adding IBM j-type offerings to a network—especially if there is the prospect of ultimately consolidating down to a single operating system for a substantial part of the networking environment.

Another key IBM j-type innovation is the Virtual Chassis technology—which enables grouping up to 10 IBM J48E switches into a single, virtual switch. The individual switches can be interconnected using 1 Gigabit Ethernet (GbE), 10 GbE, or with 64 Gigabit “Virtual Chassis Cables” (for up to 5 meters) and behave as if they were a single switch (no need for spanning tree protocols)—potentially providing very substantial cost savings by reducing the need for high-speed up-links to the network core. (But do not try to mix in someone



else's switches: Virtual Chassis is only supported on Juniper, IBM j-type switches.)

Juniper Networks EX2200 Ethernet Switch

The Juniper Networks EX2200 Ethernet Switch ([Figure J.1](#)) offers an economical, entry-level, stand-alone solution for top-of-rack server applications, access-layer deployments in branch and remote offices, and campus networks. Four platform configurations are available, offering 24 and 48 10/100/1000BASE-T ports with or without Power over Ethernet (PoE). Each EX2200 switch supports four fixed front panel GbE uplink ports with pluggable optics (purchased separately) for high-speed backbone or link aggregation connections. With a packet switching capacity of 56/104 Gbps, Ethernet throughput of 41.7/77.4 Mpps (wire speed), eight hardware queues for QoS, and four SFP uplinks, the EX2200 is designed to deliver the ultimate 1 Gigabit Ethernet top-of-rack solution. If your application includes a converged environment of servers, PCs, VoIP, and video, the EX2200 provides the highest levels of flexibility (i.e., POE and POE+) and features in its class, while delivering a reliable platform for unifying enterprise communications.

Here are some quick EX2200 facts:

- Delivers high availability and high performance in a power-efficient 1U form factor
- Includes 4 Gigabit Ethernet SFP uplink ports that provide high-speed connectivity to aggregation-layer switches or other upstream devices



- [EX2200 info on PartnerWorld](#)
- [EX2200 info on IBM.com](#)

Figure J.1. Juniper Networks EX2200 Ethernet Switch (and links to more detail).

- JUNOS operating system delivers a consistent feature set and shortens the learning curve, lowering operational expense.

Ethernet Switch J08E and J16E

The IBM Ethernet Switch J08E and J16E ([Figure J.2](#)) offer eight and 16 slots, respectively, supporting high-density Gigabit and 10 Gigabit Ethernet connections.

The IBM Ethernet Switch J08E and IBM Ethernet Switch J16E are designed to deliver the performance, scalability, and high availability required to support high-density data center, cloud computing, and enterprise campus environments.

The high-density, high-performance J08E and J16E are also used for aggregating access switches deployed in data center top-of-rack or end-of-row applications, as well as for supporting Gigabit Ethernet server access in data center end-of-row deployments. The J08E delivers up to 960 million packets per second (Mpps) of high-density, wire-speed 10 GbE per-



formance, while the J16E delivers approximately 1.9 billion packets per second (Bpps) of 10 GbE performance. Both systems are designed to provide sufficient capacity to support the most demanding data center networks.

Here are some quick J08E and J16E facts:

- High-performance 8-slot (J08E) and 16-slot (J16E) modular switches support data center and campus LAN core and aggregation deployments
- Scalable switch fabric delivers up to 320 Gbps per slot
- Carrier-class architecture includes redundant internal Routing Engines, switch fabrics, power and cooling, ensuring uninterrupted forwarding and maximum availability



- [J08E info on PartnerWorld](#)
- [J16E info on PartnerWorld](#)
- [J08E and J16E info on IBM.com](#)

Figure J.2. IBM Ethernet Switch J08E and IBM Ethernet Switch J16E (and links to more detail).



- 48-port 10/100/1000BASE-T and 100BASE-FX/1000BASE-X line cards support up to 384 (J08E) or 768 (J16E) GbE ports per chassis
- Eight-port 10GBASE-X line cards with SFP+ interfaces deliver up to 64 (J08E) or 128 (J16E) 10 GbE ports per chassis
- All IBM j-type switches and routers run the same modular, fault-tolerant Juniper Networks JUNOS Software operating system.

Ethernet Switch J48E

Running Juniper Networks JUNOS Software operating system, the IBM Ethernet Switch J48E ([Figure J.3](#)) was designed for high-performance server access deployments. A single switch can be deployed initially; as requirements grow, Virtual Chassis technology allows up to nine additional switches to be interconnected over a 128 gigabit-per-second (Gbps) back-plane and managed as a single device, with a single configuration file and OS image. Modular Gigabit Ethernet (GbE) and 10-Gigabit Ethernet (10 GbE) uplink module options enable virtual chassis technology to be extended to switches in different racks or even in different data centers.

The Ethernet Switch J48E combines the high availability (HA) and carrier-class reliability of modular systems, and it is designed to deliver:

- 1 RU, 320 watts with power over Ethernet
- 48 ports of 10/100/1000BASE-T ports



- [J48E info on PartnerWorld](#)
- [Ethernet Switch J-type e-series info on IBM.com](#)

Figure J.3. IBM Ethernet Switch J48E (and links to more detail).

- Virtual chassis technology allowing up to 480 ports as a single logical device
- Optional 10 GbE uplink ports to j-series core switches (4274Exx and 4274-Mxx)
- Eight ports of Power over Ethernet
- Redundant, internal hot-swappable power supplies
- Hot-swappable fan tray with redundant blowers
- Consistent modular JUNOS control plane feature implementation
- Dual route engines with graceful routing engine switchover (GRES)
- Single management interface
- Scales from 48 to 480 ports with up to twenty 10 GbE uplinks.



Ethernet Router J02M, J06M, and J11M

IBM Ethernet Routers j-type m-series ([Figure J.4](#)) offer powerful switching and security capabilities designed to deliver the reliability and flexibility needed to accelerate new business innovations. These routers offer innovations with advanced routing features and high performance application-specific integrated circuits (ASICs).

Optimized for Ethernet, these routers are used to bring high performance, scalability, and availability for LAN aggregation and core and data center aggregation and core deployments.

All three j-type m-series routers are designed to address high performance networking requirements that benefit from advanced routing features such as network virtualization with MPLS, QoS, logical interface scalability, high availability (HA), and low-latency multicast.

IBM Ethernet Routers J02M, J06M, and J11M deliver high-port density as well as performance of up to 960 Gbps throughput, scalability, and reliability in a space-efficient package. The routers offer fully redundant hardware that includes a redundant switch control board (SCB) and routing engines (REs) plus fan trays and power supplies designed to increase system availability.

Here are more facts about the j-type m-series routers:

- J02M offers up to 120 Gigabit Ethernet or up to 12 10-Gigabit Ethernet ports



- [Ethernet Switch j-type m-series info on PartnerWorld](#)
- [Ethernet Switch j-type m-series info on IBM.com](#)

Figure J.4. IBM Ethernet Switch J02M, J06M, and J11M (and links to more detail).

- J06M offers up to 240 Gigabit Ethernet or up to 24 10-Gigabit Ethernet ports
- J11M offers up to 480 Gigabit Ethernet or up to 48 10-Gigabit Ethernet ports
- J02M has three DPC slots—two with SCB redundancy and 40 Gbps per slot
- J06M has eight slots—two for fabric cards/REs; up to 240 Gbps (full-duplex) from six line cards
- J11M has 14 slots—two for fabric cards/REs with the option of one additional SCB for redundancy; up to 480 Gbps (full-duplex) from 12 line cards



- Throughput: J02M up to 240 Gbps; J06M up to 480 Gbps; J11M up to 960 Gbps.

Ethernet Appliance J34S and J36S

Based on an innovative Dynamic Services Architecture, the IBM Ethernet Appliance J34S and IBM Ethernet Appliance J36S ([Figure J.5](#)) reset the bar in price/performance for enterprise environments. Each multi-services appliance can support near-linear scalability with each additional Services Processing Card (SPC), enabling the J36S to support up to 30 Gbps of firewall throughput, 2.25 million concurrent sessions, and 175,000 new VPN connections per second. The appliances offer denial of service (DoS), network address translation (NAT), virtual private network (VPN) support and quality of service (QoS). The SPCs are designed to support a wide



- [Ethernet Appliance J34S info on PartnerWorld](#)
- [Ethernet Appliance J36S info on PartnerWorld](#)
- [Ethernet Appliance J34S and J36S info on IBM.com](#)

Figure J.5. IBM Ethernet Appliances J34S and J36S (and links to more detail).



range of services, enabling future support of new capabilities without the need for service-specific hardware. Using SPCs on all services ensures that there are no idle resources based on specific services in operation—maximizing hardware utilization. Market-leading flexibility and price/performance of the IBM Ethernet Appliance J34S and J36S come from the modular architecture. The IBM J34S and IBM J36S are next-generation multiservices appliances delivering leading scalability and service integration in a mid-size form factor. These appliances are suited for medium-to-large enterprise networks.

Here are some quick J34S and J36S facts:

- Scalable multiservices security platform delivers superior performance and flexibility to protect high-speed data center network environments
- Network segmentation supports unique security policies to isolate guests and regional servers or databases
- Comprehensive threat management features on Junos software—including multi-gigabit firewall, IPsec VPN, DoS—support integrated protection of enterprise networks
- Data center-class hardware design and proven OS for reliable and resilient network deployments
- High availability interfaces to help achieve resiliency necessary to meet the critical demands of enterprise data centers.

Ethernet Appliance J56S and J58S

Based on the Dynamic Services Architecture, the IBM Ethernet Appliance J56S and J58S ([Figure J.6](#)) provide market-



leading scalability. Each multiservices appliance can support almost linear scalability, with each additional services processing card (SPC). A range of features including denial of service (DoS) protection, network address translation (NAT), virtual private network (VPN) support and quality of service (QoS). The SPCs are designed to support a wide range of services enabling future support of new capabilities without the need for service-specific hardware. Using SPCs on all services ensures that there are no idle resources based on specific services being used—maximizing the utilization of equipped hardware. The IBM J56S and IBM J58S are next-generation multiservices appliances delivering leading scalability and



- [Ethernet Appliance J56S info on PartnerWorld](#)
- [Ethernet Appliance J58S info on PartnerWorld](#)
- [Ethernet Appliance J56S and J58S info on IBM.com](#)

Figure J.6. IBM Ethernet Switches J56S and J58S (and links to more detail).



service integration in a mid-size form factor. These appliances are suited for medium-to-large enterprise networks.

Here are some quick J56S and J58S facts:

- Scalable multiservices security platform delivers superior performance and flexibility to protect high-speed data center network environments
- Network segmentation supports unique security policies to isolate guests and regional servers or databases
- Comprehensive threat management features on Junos software—including multi-gigabit firewall, IPsec VPN, DoS—support integrated protection of enterprise networks
- Data center-class hardware design and proven OS for reliable and resilient network deployments
- High availability interfaces to help achieve resiliency necessary to meet the critical demands of enterprise data centers.

Cisco Nexus Ethernet Switches

Cisco Nexus 5000

Cisco Nexus 5000 for IBM System Storage switches ([Figure 1.7](#)) support Fibre Channel, Converged Enhanced Ethernet, and Fibre Channel over Ethernet (FCoE) to help data centers simplify their growing infrastructures.

The Cisco Nexus 5010 for IBM System Storage and Cisco Nexus 5020 for IBM System Storage switches help reduce costs through data center infrastructure simplification. A unified fabric over 10 Gigabit Ethernet for server LAN and SAN



- [Nexus 5000 info on PartnerWorld](#)
- [Nexus 5000 info on IBM.com](#)

Figure J.7. Cisco Nexus 5000 (and links to more detail)

traffic enables consolidation of server adapters, cables, and top-of-rack (TOR) switches by up to 50 percent. In addition, the Cisco Nexus 5010 for IBM System Storage has one expansion port and the Cisco Nexus 5020 for IBM System Storage has two expansion ports that can support any combination of the following modules:

- 8-port 1/2/4 Gigabit Fibre Channel
- 6-port 1/2/4/8 Gigabit Fibre Channel
- 4-port 10 Gigabit Ethernet (DCB and FCoE) and 4-port 1/2/4 Gigabit Fibre Channel
- 6-port 10 Gigabit Ethernet (DCB and FCoE).

Here are some fast Cisco Nexus 5000 facts:

- Cisco Nexus 5020 provides up to 56 ports: 40 fixed 10 GbE and FCoE ports and 16 optional Fibre Channel ports



- Cisco Nexus 5010 provides up to 28 ports: 20 fixed 10 GbE and FCoE ports and eight optional FC ports
- Enterprise-class availability features such as hot-swappable, field replaceable, redundant power supplies, redundant fan modules, and port expansion modules
- Streamlines management by utilizing Cisco Fabric Manager Suite.

About the Editor

Jim Hoskins is the founder of Maximum Press, a premier publisher of books, ebooks, and rich media that help businesses apply technology profitably. Jim has been involved with computer technology design, implementation, and education for over 30 years. He is the author of many articles and books covering a wide range of technology and Internet business topics. Jim spent a decade with IBM designing computer systems and directly helping businesses of all sizes design and implement real-world solutions. He is the author/editor of the popular *Exploring IBM* series, which has sold over 350,000 copies in 12 languages. Jim has a degree in electrical engineering from the University of Florida and resides in Gulf Breeze, Florida, with his wife and five children. You can reach Jim via email at jimh@maxpress.com.